

# Public Document Pack



## Safer Policy and Performance Board

Tuesday, 13 March 2012 at 6.30 p.m.  
Council Box, Stobart Stadium

A handwritten signature in black ink, appearing to read 'David Walsh', on a white rectangular background.

Chief Executive

### PLEASE NOTE: CHANGE OF VENUE

#### BOARD MEMBERSHIP

Councillor Shaun Osborne (Chairman)	Labour
Councillor Pamela Wallace (Vice- Chairman)	Labour
Councillor Arthur Cole	Labour
Councillor Susan Edge	Labour
Councillor Frank Fraser	Labour
Councillor John Gerrard	Labour
Councillor Martha Lloyd Jones	Labour
Councillor Norman Plumpton Walsh	Labour
Councillor Margaret Ratcliffe	Liberal Democrat
Councillor Mike Shepherd	Halton Local Independent Party
Councillor Dave Thompson	Labour
Mr B Hodson	Co-Optee

*Please contact Lynn Derbyshire on 0151 471 7389 or e-mail  
[lynn.derbyshire@halton.gov.uk](mailto:lynn.derbyshire@halton.gov.uk) for further information.*

*The next meeting of the Board is To Be Confirmed*

**ITEMS TO BE DEALT WITH  
IN THE PRESENCE OF THE PRESS AND PUBLIC  
Part I**

<b>Item No.</b>	<b>Page No.</b>
<b>1. MINUTES</b>	
<b>2. DECLARATION OF INTEREST (INCLUDING PARTY WHIP DECLARATIONS)</b>	
Members are reminded of their responsibility to declare any personal or personal and prejudicial interest which they have in any item of business on the agenda, no later than when that item is reached and, with personal and prejudicial interests (subject to certain exceptions in the Code of Conduct for Members), to leave the meeting prior to discussion and voting on the item.	
<b>3. PUBLIC QUESTION TIME</b>	<b>1 - 3</b>
<b>4. SSP MINUTES</b>	<b>4 - 10</b>
<b>5. PERFORMANCE MONITORING</b>	
(A) <b>HATE CRIME AWARENESS RAISING AND DVD</b>	<b>11 - 14</b>
(B) <b>PERFORMANCE MONITORING REPORTS - QUARTER 3</b>	<b>15 - 31</b>
(C) <b>SUSTAINABLE COMMUNITY STRATEGY     PERFORMANCE FRAMEWORK 2011 – 16 AND MID-     YEAR PROGRESS REPORT 2011/12</b>	<b>32 - 88</b>
<b>6. DEVELOPMENT OF POLICY ISSUES</b>	
(A) <b>TACKLING 'TROUBLED FAMILIES' - INITIAL PLANS</b>	<b>89 - 92</b>
(B) <b>DOMESTIC ABUSE AND SEXUAL VIOLENCE</b>	<b>93 - 97</b>
(C) <b>SCRUTINY REVIEW OF ANTI SOCIAL BEHAVIOUR IN     THE PRIVATE RENTED SECTOR</b>	<b>98 - 132</b>
(D) <b>SAFEGUARDING ADULTS</b>	<b>133 - 136</b>
(E) <b>COMMUNITY SAFETY REVIEW</b>	<b>137 - 147</b>
(F) <b>POLICE &amp; CRIME COMMISSIONERS AND POLICE &amp;     CRIME PANELS</b>	<b>148 - 168</b>

*In accordance with the Health and Safety at Work Act the Council is required to notify those attending meetings of the fire evacuation procedures. A copy has previously been circulated to Members and instructions are located in all rooms within the Civic block.*

**REPORT TO:** Safer Policy & Performance Board

**DATE:** 13 March 2012

**REPORTING OFFICER:** Strategic Director, Corporate and Resources

**PORTFOLIO:** Policy and Resources

**SUBJECT:** Public Question Time

**WARD(s):** Borough-wide

### **1.0 PURPOSE OF REPORT**

- 1.1 To consider any questions submitted by the Public in accordance with Standing Order 34(9).
- 1.2 Details of any questions received will be circulated at the meeting.

### **2.0 RECOMMENDED: That any questions received be dealt with.**

### **3.0 SUPPORTING INFORMATION**

- 3.1 Standing Order 34(9) states that Public Questions shall be dealt with as follows:-
- (i) A total of 30 minutes will be allocated for dealing with questions from members of the public who are residents of the Borough, to ask questions at meetings of the Policy and Performance Boards.
  - (ii) Members of the public can ask questions on any matter relating to the agenda.
  - (iii) Members of the public can ask questions. Written notice of questions must be given by 4.00 pm on the working day prior to the date of the meeting to the Committee Services Manager. At any one meeting no person/organisation may submit more than one question.
  - (iv) One supplementary question (relating to the original question) may be asked by the questioner, which may or may not be answered at the meeting.
  - (v) The Chair or proper officer may reject a question if it:-
    - Is not about a matter for which the local authority has a responsibility or which affects the Borough;
    - Is defamatory, frivolous, offensive, abusive or racist;

- Is substantially the same as a question which has been put at a meeting of the Council in the past six months; or
  - Requires the disclosure of confidential or exempt information.
- (vi) In the interests of natural justice, public questions cannot relate to a planning or licensing application or to any matter which is not dealt with in the public part of a meeting.
- (vii) The Chairperson will ask for people to indicate that they wish to ask a question.
- (viii) **PLEASE NOTE** that the maximum amount of time each questioner will be allowed is 3 minutes.
- (ix) If you do not receive a response at the meeting, a Council Officer will ask for your name and address and make sure that you receive a written response.

Please bear in mind that public question time lasts for a maximum of 30 minutes. To help in making the most of this opportunity to speak:-

- Please keep your questions as concise as possible.
- Please do not repeat or make statements on earlier questions as this reduces the time available for other issues to be raised.
- Please note public question time is not intended for debate – issues raised will be responded to either at the meeting or in writing at a later date.

#### **4.0 POLICY IMPLICATIONS**

None.

#### **5.0 OTHER IMPLICATIONS**

None.

#### **6.0 IMPLICATIONS FOR THE COUNCIL'S PRIORITIES**

6.1 **Children and Young People in Halton** - none.

6.2 **Employment, Learning and Skills in Halton** - none.

6.3 **A Healthy Halton** – none.

6.4 **A Safer Halton** – none.

6.5 **Halton's Urban Renewal** – none.

**7.0 EQUALITY AND DIVERSITY ISSUES**

7.1 None.

**8.0 LIST OF BACKGROUND PAPERS UNDER SECTION 100D OF THE LOCAL GOVERNMENT ACT 1972**

8.1 There are no background papers under the meaning of the Act.

**REPORT TO:** Safer Policy and Performance Board  
**DATE:** 13 March 2012  
**REPORTING OFFICER:** Chief Executive  
**SUBJECT:** Specialist Strategic Partnership minutes  
**WARD(s):** Boroughwide

## **1.0 PURPOSE OF REPORT**

The Minutes from the last Safer Halton Partnership meeting, which are subject to approval at the next meeting of the Safer Halton Partnership, are attached for consideration.

**2.0 RECOMMENDATION:** That the minutes be noted.

## **3.0 POLICY IMPLICATIONS**

3.1 None.

## **4.0 OTHER IMPLICATIONS**

4.1 None.

## **5.0 IMPLICATIONS FOR THE COUNCIL'S PRIORITIES**

### **5.1 Children and Young People in Halton**

None.

### **5.2 Employment, Learning and Skills in Halton**

None.

### **5.3 A Healthy Halton**

None.

### **5.4 A Safer Halton**

None.

### **5.5 Halton's Urban Renewal**

None.

**6.0 RISK ANALYSIS**

6.1 None.

**7.0 EQUALITY AND DIVERSITY ISSUES**

7.1 None.

**8.0 LIST OF BACKGROUND PAPERS UNDER SECTION 100D OF THE LOCAL GOVERNMENT ACT 1972**

8.1 There are no background papers under the meaning of the Act.

**SAFER HALTON PARTNERSHIP**

*At a meeting of the Safer Halton Partnership Tuesday, 15 November 2011 Civic Suite, Town Hall, Runcorn*

Present	D. Parr	Halton Borough Council
	Osborne	HBC
	D. Cargill	Police Authority
	S. Eastwood	DAAT, Communities
	D. Houghton	HBC Policy and Partnerships
	D. Parr	Chief Executive
	C. Frazer	Riverside Housing
	M. Andrews	Community Safety
	P. McWade	Commissioning & Complex Care
	L. Crane	Children's Organisation & Provision
	N. Sharpe	Halton Housing Trust
	Gordon	Community Safety
	M. Simpson	Democratic Services
	S. Semoff	Halton Strategic Partnership
	H. Coen	Halton Borough Council
	S. Henshaw	Cheshire Fire and Rescue Service
	C. Walsh	Halton & ST Helens PCT
	B. Kennett	Community Safety
	B. Raistrick	Cheshire Police
	S. Ashcroft	Halton Borough Council

*Action*

SHP16 WELCOME & INTRODUCTIONS

David Parr welcomed everyone to the meeting and introductions were made around the table.

SHP17 APOLOGIES

Apologies ha been received from G. Jones, A. Waller, R. Strachan and D. Johnson.

SHP18 MINUTES OF THE LAST MEETING

The minutes of the last meeting held on 12 September 2011 were agreed as a correct record.

SHP19 HALTON ENHANCED PARTNERSHIP WORKING PROJECT PRESENTATION

The Partnership received an update from Bev Kennet, Community Safety which set out the process that was adopted for the enhanced partnership working project.



It was reported that the Halton Strategic Partnership Board (HSPB) approved the subjects which were anti-social behaviour, alcohol harm reduction and stronger local workforce. Three separate pieces of work had been carried out involving mapping the costs of services and analysing which elements of work delivered the best outcomes.

It was noted that that in order to make the necessary cuts in the future this provided better information regarding what was being gained from money currently spent and where it was spent.

It was further reported that in relation to anti social behaviour there had been a reduction of between 70% and 90%, intensive support was provided, issues were dealt with and people were signposted to the relevant agency.

The Partnership was advised that this could be used as a mechanism tool to map across all areas within the community safety team to determine which, if any areas could be cut and also discover which areas could get a better return for their money.

Members recognised the great results from this piece of work and the progress made with a view to rolling it out across other areas.

RESOLVED: That the update be noted.

#### SHP20 FEEDBACK FROM HATE CRIME / SAFEGUARDING AWARENESS RAISING EVENT

The Partnership received an update on the Safeguarding Activities and progression of the agenda for safeguarding 'vulnerable adults' in Halton. The report set out the Business Plan which included priorities and actions that were drawn up during the Halton's Learning Disabilities Partnership Board Business Planning Event.

It was reported that an E-learning course was being developed to provide training on Dignity in Care, the local Hate Crime Strategy and Action Plan had been reviewed to ensure content relating to safeguarding vulnerable adults and placements were being systematically monitored to ensure their safety.

It was further reported that events were held locally on 5<sup>th</sup> October 2011, which focussed on Hate Crime and Hate Crime incidents. More than 120 people attended the two half day events. The events provided case studies,

informed delegates of differences between hate crimes and hate incidents and the impact they had on victims. The sessions also covered the issue of elder harassment which it was reported was not one of the Home Office categories for hate crime, however it was an area of rising concern and would be dealt with via safeguarding adults.

The Partnership then watched a short DVD which showed real experiences from people who were victims of hate crime.

RESOLVED: That the report and presentation be noted.

#### SHP21 COMMUNITY SAFETY REVIEW

The Partnership considered a report of the Strategic Director, Communities which provided a current review of community safety and set out the agreed terms of reference and the timescale.

It was reported that as a result of cessation of government grants and the current economic climate the community safety team would not be able to continue in its present format without an injection of funding to address the anticipated shortfall. The review was being jointly led by the police and the council.

The tasks of the project team, together with the project oversight, timescales, assumptions and deliverables were set out in the report for information.

The Partnership discussed the best way to look at community safety partnership funding streams, the challenge in moving forward, the need to prioritise and how to approach it. Members also commented on the desire to retain all services, however it was noted this would prove difficult due to the anticipated lack of funding for 2012 / 2013.

It was further noted that after this report had been to the Safer Policy and Performance Board, stakeholder views would be sought.

RESOLVED: That the terms of reference for the review be noted.

#### SHP22 TASK GROUP UPDATES

The Partnership received detailed updates from each Task Group and the following points were noted:

- In relation to performance framework a proposed set of measures and targets for inclusion within the Sustainable Community Strategy (SCS) was brought to the attention of members. It was reported that the SCS was a central document for the Council and its partners that provided an evidenced-based framework through which actions and shared performance targets could be developed and communicated.

It was further noted that the previous SCS included targets which were also part of the Local Area Agreement, and in October 2010 the government announced the cessation of government performance of local authorities through LAAs. However the Council and its partners had agreed to maintain an effective performance management framework meeting the government's expectation that the Council will publish information. After extensive research, analysis and consultation a new SCS 2011-2016 was approved by Council on 20<sup>th</sup> April 2011.

Appended to the report for consideration was a target setting advice note and the Draft SCS Framework 2011-16 for Safer Halton Partnership Board.

The Board considered the proposed measures and annual targets for the period to 2016 in line with the SCS Delivery Plan for Safer Halton and recommended these for adoption. Authority was also delegated to the Chairs of the SSP to approve any outstanding measures, targets and further amendments submitted by Lead Officers for approval.

- In relation to Alcohol Enforcement a number of premises were ready to take on the archangel brand and a further 11 premises were interesting in taking the same approach;
- In respect of the alcohol performance update, over £300,000 had been granted for the liaison nursing scheme which would be implemented in Warrington and Whiston hospital. The group was also informed of Alcohol Awareness week which was also being advertised through sound bytes;

- In relation to Anti-Social Behaviour it was reported that the figures had reduced by 18.54% in comparison to the same quarter last year;
- In respect of Domestic Abuse the Halton Survivors had now been established and were making arrangements to deliver a Halton Survivors Domestic Abuse and Sexual Violence Conference which would be aimed at professionals and would be delivered on 25<sup>th</sup> November 2011;
- In relation to drugs it was noted that the number of individuals re-presenting within 6 months of discharge had significantly decreased with 93.7% of individuals sustaining their recovery as they did not re-present following discharge from treatment'
- For Partnership Tasking and Co-ordination it was reported that Operation Pistachio which ran on Mischief, Halloween and Bonfire Night was successful and resulted in a 14% reduction of deliberate fires plus a reduction of anti-social behaviour;
- Figures of repeat offenders had reduced in addition to figures for PPO which had reduced by 39.6%; and
- In relation to Hate Crimes it was reported that meetings were going to be held monthly in order to provide further scrutiny.

*Meeting ended at 4.20 p.m.*

**REPORT TO:** Safer Halton PPB

**DATE:** 13 March 2012

**REPORTING OFFICER:** Strategic Director, Communities

**PORTFOLIO:** Community Safety

**SUBJECT:** Hate Crime Awareness Raising and DVD

**WARDS:** All

### **1.0 PURPOSE OF THE REPORT**

1.1 To inform Members of work currently being undertaken to raise awareness of the issue of Hate Crime.

### **2.0 RECOMMENDATION: That**

- (1) Members are asked to note the report, and**
- (2) View the accompanying DVD**

### **3.0 SUPPORTING INFORMATION**

Following the adoption of Halton's Hate Crime Reduction Strategy in June 2011, a series of Awareness Raising Sessions have been taking place across Partner organisations. These sessions explain what a hate incident is, why it's so important to report every incident, as well as trying to explain why not every reported incident ends in a criminal conviction.

Liverpool City Council and Knowsley Metropolitan Borough Council have collaborated with Lancashire County Council and produced a DVD which they have shared across the NW region as a training resource. This is now included as part of the sessions in Halton and as it's real victims and their stories, is much more effective in showing how hate crime has such a devastating effect on people's lives. The DVD highlights the importance of a multi-agency approach to combatting the problems.

A list of sessions completed and those planned is attached as appendix A.

The sessions have been targeted at those staff who already have an existing relationship with clients in the hope that this might improve their confidence in reporting incidents, either for themselves or their clients. Sessions have also been given to service user groups.

The hate crime work has been linked to the safeguarding aspect, and quarterly figures are reported to both Safeguarding Boards, the Safer Halton PPB and SSP, along with the Strategic Partnership's Equalities Group.

Cheshire Police are currently establishing a Hate Crime Scrutiny Panel, of which Halton will be a member.

#### **4.0 POLICY IMPLICATIONS**

There are no policy, legal, resource or financial implications in noting and commenting on this report.

#### **5.0 IMPLICATIONS FOR THE COUNCIL'S PRIORITIES**

##### **6.1 Children and Young People in Halton**

Life for Children and Young People will improve for living in a safer community.

##### **6.2 Employment, Learning and Skills in Halton**

None as yet identified.

##### **6.3 A Healthy Halton**

The safeguarding of vulnerable residents, and ensuring they feel safe both in their homes and in their wider communities, is crucial to their health and well-being.

##### **6.3 A Safer Halton**

Halton will have stronger and more resilient communities, where residents will feel safer.

##### **6.4 Halton's Urban Renewal**

None as yet identified.

#### **6.0 RISK ANALYSIS**

In order to ensure residents feel safe, Partners need to work together to maintain strong and resilient communities, and the increased awareness of unacceptable low level incidents will hopefully ensure there are no tragic high profiles incidents as have occurred elsewhere in the Country.

#### **7.0 EQUALITY AND DIVERSITY ISSUES**

The hate crime categories as identified by the Home Office are different than those contained within the Equality Act 1010, however no abuse of any kind is acceptable behaviour and the raising awareness of such issues can help with Halton Borough Council's compliance with the General Duty of the Act.

**8.0 LIST OF BACKGROUND PAPERS UNDER SECTION 100D OF THE  
LOCAL GOVERNMENT ACT 1972**

8,1 None under the meaning of the Act.

**Appendix A**

**Hate Crime Awareness Raising Sessions for Halton**

***Sessions Already Completed:-***

People's Cabinet  
Disability Learning Partnership  
Youth Cabinet  
Community Development Practitioners Forum  
Communities Directorate – Equality and Diversity Group  
Community Mental Health Practitioners  
Community Integrated Care (staff meeting with plans to do volunteers)  
Older People's Care Team  
SHAPS Commitment Council x 2 (service user groups)  
CYP Operational Leadership Team  
Safer Halton PPB  
Safer Halton SSP  
Ditton Nursery (staff, Governors and parents)  
Adults and Communities – Provider meetings x 2  
CYP – Provider meetings x 2  
Warrington Road Children's Centre (staff and parents)

***Sessions in the Pipeline:-***

Halton's Disability Partnership (one session completed – have requested a 2<sup>nd</sup> one)  
Transport Logistics (to be included in their training for providers)  
Children and Families Performance Review Conference  
Adult Placement Carers and Workers  
Arena Housing  
Strategic Equalities, Engagement and Cohesion Partnership  
Community Development Practitioners Forum  
Deafness Resource Centre  
Liverpool Housing Trust  
Halton Speak Out's annual event in June  
Halton Housing Trust  
PCSO's  
5 Borough's Learning Disabilities Health Team  
5 Borough's Learning Disabilities Social Work Team



**REPORT TO:** Safer Policy & Performance Board

**DATE:** 13<sup>th</sup> March 2012

**REPORTING OFFICER:** Strategic Director Policy & Resources

**PORTFOLIO:** Resources

**SUBJECT:** Performance Management Reports for Quarter 3 of 2011/12

**WARDS:** Boroughwide

### **1.0 PURPOSE OF REPORT**

To consider and raise any questions or points of clarification in respect of performance management reports for the third quarter of 2011/12, to December 2011. The report details progress against service objectives/ milestones and performance targets, and describes factors affecting the service for:

- Communities Directorate – Community Safety, Drug & Alcohol Action Teams, Domestic Violence and Environmental Health (Extracts)
- Area Partner indicators from the Police, Fire and Probation Services are stated where available.

### **2.0 RECOMMENDED: That the Policy and Performance Board**

- 1) Receive the third quarter performance management report;**
- 2) Consider the progress and performance information and raise any questions or points for clarification; and**
- 3) Highlight any areas of interest and/or concern where further information is to be reported at a future meeting of the Policy and Performance Board.**

### **3.0 SUPPORTING INFORMATION**

- 3.1 Directorate Overview reports and associated individual Departmental Quarterly Monitoring reports have been previously circulated via a link on the Members Information Bulletin to allow Members access to the reports as soon as they become available. These reports will also provide Members with an opportunity to give advanced notice of any questions, points raised or requests for further information, to ensure the appropriate Officers are available at the Board Meeting.
- 3.2 Where a Department presents information to more than one Policy & Performance Board some reconfiguration of the reports has been

actioned to reflect Board responsibilities as shown in the following papers.

- 3.3 The departmental objectives provide a clear statement on what the services are planning to achieve and to show how they contribute to the Council's strategic priorities. Such information is central to the Council's performance management arrangements and the Policy and Performance Board has a key role in monitoring performance and strengthening accountability.
- 3.4 Since 2010/11 direction of travel indicators have also been added where possible, to reflect progress for performance measures compared to the same period last year.

#### **4.0 POLICY IMPLICATIONS**

- 4.1 There are no policy implications associated with this report.

#### **5.0 OTHER IMPLICATIONS**

- 5.1 There are no other implications associated with this report.

#### **6.0 IMPLICATIONS FOR THE COUNCIL'S PRIORITIES**

- 6.1 Departmental service objectives and performance measures, both local and national are linked to the delivery of the Council's priorities. The introduction of a Directorate Overview report and the identification of business critical objectives/ milestones and performance indicators will further support organisational improvement.
- 6.2 Although some objectives link specifically to one priority area, the nature of the cross - cutting activities being reported, means that to a greater or lesser extent a contribution is made to one or more of the Council priorities.

#### **7.0 RISK ANALYSIS**

- 7.1 Not applicable.

#### **8.0 EQUALITY AND DIVERSITY ISSUES**

- 8.1 Not applicable.

#### **9.0 LIST OF BACKGROUND PAPERS UNDER SECTIONS 100D OF THE LOCAL GOVERNMENT ACT 1972**

- 9.1 There are no background papers relevant to this report

## Departmental Quarterly Monitoring Report

<b><u>Directorate:</u></b>	Community Directorate
<b><u>Department:</u></b>	<b>Relevant Departmental Extracts for:</b> Community Safety, Drug and Alcohol Action Team, Domestic Violence, Environmental Health and Prevention and Assessment Services.
<b><u>Period:</u></b>	Quarter 3 - 1 <sup>st</sup> October 2011 – 31 <sup>st</sup> December 2011

### 1.0 Introduction

This monitoring report covers the Commissioning and Complex Care and the Prevention and Assessment Department extracts for the third quarter period up to 31st December 2011. It describes key developments and progress against key objectives and performance indicators.

This report will provide information concerning those indicators identified within the Community Directorate Plan falling within the remit of the Safer Policy and Performance Board. These are namely Community Safety, Drug and Alcohol Action Team and Domestic Violence Teams now part of the Commissioning and Complex Care Department and Environmental Health now part of the Prevention and Assessment Department. Area partner indicators from the Police, Fire and Probation Services are stated where available.

The way in which the Red, Amber and Green, (RAG), symbols and Direction of Travel symbols have been used to reflect progress is explained within Appendix 6.

### 2.0 Key Developments

#### **Commissioning**

Tenders have progressed for the floating support services and a report is to be taken to Executive Board Sub Committee on 12<sup>th</sup> January 2012 advising of the outcome and recommendation to award. The tender processes for the domestic abuse services and the CIC accommodation services were terminated due to lack of competition. Reports will be made for waivers for extensions to existing services while proposals for future service delivery are considered.

#### **Safeguarding**

A newly developed Safeguarding Adults Induction Workbook, intended for all staff and volunteers, has now been finalised. Plans are being made to disseminate it widely to local agencies, groups and individuals including to Elected Members.

**Domestic Abuse and Sexual Violence**

The Halton Survivors of Domestic Abuse and Sexual Violence held a Conference in support of ‘The White Ribbon Campaign’, which was opened by Derek Twigg MP and closed by Councillor Shaun Osborne. The event, attended by approximately 125 delegates including survivors and specialist service providers, explored effective approaches to preventing violence against men, women and children whilst supporting survivors of Domestic Abuse and Sexual Violence.

**3.0 Emerging Issues**

**Substance Misuse**

There is a requirement by both the National Treatment Agency, and under the Crime & Disorder Act, for Partnerships to undertake regular needs assessments. The last needs assessment undertaken by the Drug Action Team was in 2009/10 to inform the 2010/11 adult treatment plan. With the publication of the Coalition Drug Strategy in December 2010 and a new Substance Misuse Provider in the Borough from January 2012, it would seem an appropriate time to undertake a needs assessment.

The aims of the needs assessment would be to;

- a) Identify the substance misuse related needs with people in Halton.
- b) Identify the patterns of substance misuse with the Borough.
- c) Provide the strategic direction to ensure that the Safer Halton partnership reduces the impact of substance misuse on people and communities in Halton.

**Safe Around Town**

Discussions have begun, aimed at developing a pilot project in Halton based on the ‘Safe Around Town’ scheme which is currently running in St Helens. A steering group has been established and Halton Speak Out have agreed to lead on the project to be established at Halton Lea.

**4.0 Service Objectives / milestones**

**4.1 Progress against ‘key’ objectives / milestones**

<b>Total</b>	<b>3</b>		<b>3</b>		<b>0</b>		<b>0</b>
--------------	----------	---	----------	---	----------	---	----------

All ‘key’ objectives / milestones are presently on track to achieve annual targets; additional information can be found within Appendix 1.

**4.2 Progress against ‘other’ objectives / milestones**

Total	0		0		0		0
-------	---	---	---	---	---	---	---

There are no ‘other’ objectives / milestones identified relating to Safer Halton.

**5.0 Performance indicators**

**5.1 Progress Against ‘key’ performance indicators**

Total	2		1		1		0
-------	---	---	---	---	---	---	---

One ‘key’ performance indicator is presently on track to achieve annual targets; however, there is some uncertainty whether the indicator for repeat incidents of domestic violence (PA28) will achieve the annual target. Additional information can be found within Appendix 2.

**5.2 Progress Against ‘other’ performance indicators**

Total	17		13		4		0
-------	----	---	----	---	---	---	---

There are ten indicators that cannot be reported at this time; four indicators are new this year and therefore have no comparable data and six indicators need a baseline target to be set for 2011/12 once first year data becomes available, therefore progress cannot be monitored accurately. However, there is some uncertainty whether the indicator relating to primary fires and offenders under probation will achieve their annual target. The remaining ‘other’ performance indicators are on track to achieve annual targets and are therefore reported by exception. Further information can be found in Appendix 3.

## **6.0 Risk Control Measures**

During the development of the 2011 -12 Service activity, the service was required to undertake a risk assessment of all Key Service Objectives. No 'high' risk, treatment measures were identified.

## **7.0 Progress against high priority equality actions**

As a result of undertaking a departmental Equality Impact Assessment no high priority actions were identified for the service for the period 2011 – 2012.

## **8.0 Data quality statement**


The author provides assurance that the information contained within this report is accurate and valid and that every effort has been made to avoid the omission of data. Where data has been estimated, sourced externally, or where there are any concerns regarding the limitations of its use this has been clearly annotated.

## **9.0 Appendices**



- Appendix 1 Progress against 'key' objectives / milestones
- Appendix 2 Progress against 'key' performance indicators
- Appendix 3 Progress against 'other' performance indicators
- Appendix 4 Financial Statement
- Appendix 5 Explanation of use of symbols

**Appendix 1: Progress Against 'key' objectives / milestones**

Ref	Objective
CCC 1	Working in partnership with statutory and non statutory organisations, evaluate, plan, commission and redesign services to ensure that they meet the needs and improve outcomes for people with Complex Care needs

Milestones	Progress Q3	Supporting Commentary
Introduce specialist support provision for victims of a serious sexual offence <b>Mar 2012</b> (AOF6 & 7)		Safe Place Project has set up a Sexual Assault Referral Centre (SARC) for Cheshire, Halton and Warrington. SARCs are a national initiative and care for people who have suffered rape or serious sexual assault and provide forensic medical examination, care and aftercare. St Marys in Manchester was the first SARC in the country; they began offering a service for children 5 years ago. They now see 450+ children a year. The contract to provide SARC services across the four Cheshire LSCB areas began in April 2011. Activity and performance is reported to the Cheshire SARC Management Board. The service has received positive feedback from stakeholders and those accessing the service from across Cheshire.

**Appendix 1: Progress Against 'key' objectives / milestones**



Ref	Objective	
<b>Service Objective: PA 1</b>	Working in partnership with statutory and non statutory organisations, evaluate, plan, commission and redesign services to ensure that they meet the needs and improve outcomes for vulnerable people	
Milestones	Progress Q 3	Supporting Commentary
<i>Contribute to the safeguarding of vulnerable adults and children in need, by ensuring that staff are familiar with and follow safeguarding processes. Mar 2012 (AOF6)</i>		Newly developed E-learning opportunities are enhancing the robust training programme produced annually. The safeguarding induction booklet will further enhance this.
<i>Implement Action Plan to improve on the findings of Care Quality Commission Inspection. Mar 2012 (AOF 6)</i>		The action plan has been fully implemented and signed off at the Safeguarding Adults Board.





**Appendix 2: Progress Against 'key' performance indicators**

Ref	Description	Actual 2010/11	Target 2011/12	Quarter 3	Current Progress	Direction of Travel	Supporting Commentary
-----	-------------	----------------	----------------	-----------	------------------	---------------------	-----------------------

**Service Delivery**

<b>PA 8</b>	Percentage of Vulnerable Adult Abuse (VAA) Assessments completed within 28 days (Previously PCS 15)	78.12	80	91.44%			Out of 409 cases, 374 were completed within 28 days. Target exceeded.
-------------	---	-------	----	--------	---	---	---

**Area Partner National Indicator**

<b>PA28</b>	Repeat incidents of domestic violence (Previously NI 32)	Q4 = 29% End of year average = 25%	27%	29%			Halton MARAC has a current rolling NI 32 performance level of 29%. 68 cases were discussed in Q3, with 21 repeats seen this quarter. The number of children involved - 65 this quarter is 12% higher than the 58 recorded in Q3 last year. Cheshire Police Strategic PPU and Halton Domestic Abuse Forum identified that a lower than anticipated number of cases were appearing at Halton MARAC and did not reflect the guidance provided by CAADA, as a consequence all high risk cases are now discussed at MARAC accounting for the significant increase in the number of cases being discussed at MARAC and the increase in repeats.
-------------	--	---------------------------------------	-----	-----	---	---	--

**Appendix 3: Progress against 'other' performance indicators**

Ref	Description	Actual 2010/11	Target 2011/12	Quarter 3	Current Progress	Direction of Travel	Supporting Commentary
-----	-------------	----------------	----------------	-----------	------------------	---------------------	-----------------------

Service Delivery							
PA9	Percentage of VAA initial assessments commencing within 48 hours of referral	-	New Indicator Baseline to be set from this year (2012)	69.89%	Refer to comment	Refer to comment	To date 983 initial assessments have been received of which 687 were completed within 48 hours. As this is a new indicator for 2011/12, there is no comparative data.
PA11	Percentage of existing Halton BC staff that have received Adult Safeguarding Training, including e-learning, in the last 3-years.	-	New Indicator Baseline to be set from this year (2012)	51%	Refer to comment	Refer to comment	Communities Directorates staffing list was obtained from HR. Mapped names to training records and calculated percentage. As this is a new indicator for 2011/12 there is no comparable data.
PA12	Number of Halton BC staff that have received Adult Safeguarding Training, including e-learning, in 2011 – 2012.	-	New Indicator Baseline to be set from this year (2012)	27	Refer to comment	Refer to comment	Obtained 2011-12 training registers to date and produced e-learning report, identified HBC staff that have attended courses or completed the e-learning. As this is a new indicator for 2011/12 there is no comparable data.

**Appendix 3: Progress against 'other' performance indicators**

Ref	Description	Actual 2010/11	Target 2011/12	Quarter 3	Current Progress	Direction of Travel	Supporting Commentary
-----	-------------	----------------	----------------	-----------	------------------	---------------------	-----------------------

<b>Service Delivery (Continued)</b>							
PA13	Number of external staff that have received Adult Safeguarding Training, including e-learning, in 2011 – 2012.	-	New Indicator Baseline to be set from this year (2012)	273	Refer to comment	Refer to comment	Obtained 2011-12 training registers to date and produced e-learning report, identified external staff that have attended courses or completed the e-learning. As this is a new indicator for 2011/12 there is no comparable data.

**Appendix 3: Progress against 'other' performance indicators**

Ref	Description	Actual 2010/11	Target 2011/12	Quarter 3	Current Progress	Direction of Travel	Supporting Commentary
-----	-------------	-------------------	-------------------	-----------	---------------------	------------------------	-----------------------

**Area Partner National Indicators:**

The indicators below form part of the new National Indicator Set introduced on 1<sup>st</sup> April 2008. Responsibility for setting the target, and reporting performance data, will sit with one or more local partners. As data sharing protocols are developed, baseline information and targets will be added to this section.


CCC 17	Number of hate crime incidents recorded by the Authority per 100,000 population (Previously BVPI 174 & CL L12).	77.1	N/A	Q 1-3 =57	N/A	N/A	<p>During Q3 28 hate incident/crimes were finalised by the Police. This is an increase on Q2 of 19 reported crimes and Q1 of 10 hate crimes.</p> <p>These figures can be broken down as follows for Q3:</p> <p>Racial 17 Sexual orientation 7 Disability 3 Faith 1</p> <p>One incident was reported via Halton Housing.</p> <p>No incidents were reported via Halton Borough Council.</p>
--------	---	------	-----	--------------	-----	-----	---

**Appendix 3: Progress against 'other' performance indicators**

Ref	Description	Actual 2010/11	Target 2011/12	Quarter 3	Current Progress	Direction of Travel	Supporting Commentary
CCC 18	% Of hate crime incidents that resulted in further action.	51.1%	N/A	Refer to comment	N/A	N/A	Of these Hate Crime incidents that arose in Q3, two incidents were still in progress, two people were charged as a result and one person was given a caution.

**Area Partner Indicators:**

The indicators below form part of the old National Indicator Set introduced on 1<sup>st</sup> April 2008. Responsibility for setting the target, and reporting performance data, will now sit with one or more local partners. As data sharing protocols are developed, baseline information and targets will be added to this section.

CCC 26	Adult re-offending rates for those under probation supervision (Previously NI 18).	Q4 10/11 8.88 %	No target set by MOJ but baseline predicted rate is 8.71%	8.69%	?		Q1 11/12 is the latest data published. It shows reoffending rate of 8.69% against a predicted baseline re-offending rate of 8.71%. Halton is improving and now below the predicted rate.
CCC 27	Rate of proven re-offending by Young Offenders(Previously NI 19).  2011/12 Rate of proven re-offending by young offenders in IOM Cohort.	45.96  N/A	TBA  Baseline Year	Refer to comment	Refer to comment	Refer to comment	Actual for the 2010 cohort measured against the 2005 baseline was a 45.7% reduction in the rate of offences per offender, against a 5% target. From April 2011 all data relating to Reoffending will be reported from Police National Computer directly to the Ministry of Justice. However for local reporting the YOT Management Board agreed to the following proposal at its Board Meeting in December 2011. The YOT will track those young people who entered the Integrated Offender Management (IOM) Cohort

**Appendix 3: Progress against 'other' performance indicators**

Ref	Description	Actual 2010/11	Target 2011/12	Quarter 3	Current Progress	Direction of Travel	Supporting Commentary
							<p>between 1<sup>st</sup> January to 31<sup>st</sup> March 2011 to measure re-offending rates, including frequency and seriousness 12 months prior to nomination and 12 months following nomination. The YOT will also build a separate cohort which will include all young people sentenced to Referral Orders, Youth Rehabilitation Order's or released on Custodial Licence during the same period using the same counting method.</p> <p>The YOT will not count cases that were transferred in or out during this period and will not include any offences of a stand alone breach unless it is attached to a further offence.</p> <p>At the end of each quarter the Management Board will receive a data report and commentary for the following:-</p> <ul style="list-style-type: none"> <li>○ IOM Reoffending Report</li> <li>○ Non-IOM Reoffending Report</li> <li>○ Combined Reoffending Report</li> </ul>
CCC 31	Re-offending rate of prolific and priority offenders (Previously NI 30).	Q3 4.62%	No target set by Probation services	Not available measure changing	Not available measure changing	Not available measure changing	Police Officers and the designated Probation staff continue to undertake regular prison visits to those offenders on the Navigate Scheme.
CCC 32	Drug-related (Class A) offending rate (Previously NI 38).	0.64	N/A	Refer to comment	Refer to comment	Refer to comment	Data no longer available from 'I quanta' - the national database.
CCC 35	Offenders under probation supervision living in settled and suitable	87%	80%	Qtr 1 11/12 90%	?	N/A	The cohort comprises of 47 offenders. During quarter two three offenders have gained employment,

**Appendix 3: Progress against 'other' performance indicators**

Ref	Description	Actual 2010/11	Target 2011/12	Quarter 3	Current Progress	Direction of Travel	Supporting Commentary
	accommodation at the end of their order or licence (Previously NI 143).						two have entered training, six have had CVs completed and three offenders have secured accommodation.
CCC 36	Offenders under probation supervision in employment at the end of their order or licence (Previously NI 144).	48%	40%	Qtr 1 11/12 is 52%	?	N/A	The cohort comprises of 47 offenders. During quarter two three offenders have gained employment, two have entered training, six have had CVs completed and three offenders have secured accommodation.
CCC 37	<p>Number of primary fires and related fatalities and non-fatal casualties, excluding precautionary checks (Previously NI 49).</p> <p>Number of primary fires (i)</p> <p>Number of fatalities in Primary Fires (ii)</p> <p>Number of non-fatal casualties, excluding precautionary checks in Primary Fires (iii)</p>	<p>201 actual</p> <p>0</p> <p>9</p>	<p>189 actual</p> <p>0</p> <p>7</p>	<p>153 actual</p> <p>0</p> <p>3</p>	<p>?</p> <p>✓</p> <p>✓</p>	<p>↓</p> <p>↔</p> <p>↓</p>	<p>As per the Cheshire Fire and Rescue Service vision of 'no deaths, injuries or damage from fires', Halton continues to see positive performance against fatality and injury indicators.</p> <p>Although slightly over target, Primary fires (those involving property, injuries or five or more fire appliances) have seen a positive downward trend.</p>

<b>Appendix 4: Financial Statement</b>
--

**COMMUNITIES DIRECTORATE**

Local Strategic Partnership Schemes as at 31<sup>st</sup> December 2011




WNF grant has ceased so these projects are now funded by the priorities funding or WNF grant carried forward from last year and so can be treated as part of each department's base budget.

<b>Priority 5 A Safer Halton</b>	<b>Annual Budget</b>	<b>Budget to Date</b>	<b>Actual to Date</b>	<b>Variance to Date</b>
	<b>£000</b>	<b>£000</b>	<b>£000</b>	<b>£000</b>
Vikings In the Community	35	26	17	9
Youth Splash	127	95	86	9
Blue Lamp	390	293	195	98
Pride of Place	33	25	33	-8
Area Forum Co-ordinator	42	32	28	4
Domestic Violence	117	88	61	27
Integrated Offender Management (POPO)	40	30	29	1
Alcohol Enforcement Task Group	130	98	4	94
Alcohol Harm Reduction	60	45	36	9
ASB Commissioned Services	155	116	3	113
<b>TOTAL</b>	<b>1,129</b>	<b>847</b>	<b>492</b>	<b>355</b>






<b>Appendix 5: Explanation of Symbols</b>
---

Symbols are used in the following manner:

<b>Progress</b>	<b><u>Objective</u></b>	<b><u>Performance Indicator</u></b>
<b>Green</b>	 Indicates that the <u>objective is on course to be achieved</u> within the appropriate timeframe.	<i>Indicates that the annual target <u>is on course to be achieved</u>.</i>
<b>Amber</b>	 Indicates that it is <u>uncertain or too early to say at this stage</u> , whether the milestone/objective will be achieved within the appropriate timeframe.	<i>Indicates that it is <u>uncertain or too early to say at this stage whether the annual target is on course to be achieved</u>.</i>
<b>Red</b>	 Indicates that it is <u>highly likely or certain</u> that the objective will not be achieved within the appropriate timeframe.	<i>Indicates that the target <u>will not be achieved unless there is an intervention or remedial action taken</u>.</i>

#### **Direction of Travel Indicator**

Where possible performance measures will also identify a direction of travel using the following convention

<b>Green</b>	 Indicates that <b>performance is better</b> as compared to the same period last year.
<b>Amber</b>	 Indicates that <b>performance is the same</b> as compared to the same period last year.
<b>Red</b>	 Indicates that <b>performance is worse</b> as compared to the same period last year.
<b>N/A</b>	Indicates that the measure cannot be compared to the same period last year.

**REPORT TO:** Safer Policy and Performance Board

**DATE:** 13<sup>th</sup> March 2012

**REPORTING OFFICER:** Strategic Director – Policy & Resources

**PORTFOLIO:** Resources

**SUBJECT:** Sustainable Community Strategy Performance Framework 2011 – 16 and Mid- Year Progress Report 2011/12.

**WARDS:** Borough-wide

### **1.0 PURPOSE OF REPORT**

1.1 To provide information on the progress in achieving targets contained within the 2011- 2016 Sustainable Community Strategy for Halton.

### **2.0 RECOMMENDED THAT:**

- i. The report is noted
- ii. The Board considers whether it requires any further information concerning the actions taken to achieve the performance targets contained within Halton's 2011–16 Sustainable Community Strategy (SCS) arising from the mid year review.

### **3.0 SUPPORTING INFORMATION**

3.1 The Sustainable Community Strategy, a central document for the Council and its partners, provides an evidenced-based framework through which actions and shared performance targets can be developed and communicated.

3.2 The previous Sustainable Community Strategy included targets which were also part of the Local Area Agreement (LAA). In October 2010 the coalition government announced the ending of government performance management of local authorities through LAAs. Nevertheless, the Council and its partners need to maintain some form of effective performance management framework to:-

- Measure progress towards our own objectives for the improvement of the quality of life in Halton.
- Meet the government's expectation that we will publish performance information.

3.3 Thus, following extensive research and analysis and consultation with all stakeholder groups including Elected Members, partners and the

local community and representative groups, a new SCS (2011 – 2016) was approved by the Council on 20<sup>th</sup> April 2011.

- 3.4 The new Sustainable Community Strategy and its associated “living” 5 year delivery plan (2011-16), identifies five community priorities that will form the basis of collective partnership intervention and action over the coming five years. The strategy is informed by and brings together national and local priorities and is aligned to other local delivery plans such as that of the Halton Children’s Trust. By being a “living” document it will provide sufficient flexibility to evolve as continuing changes within the public sector continue to emerge.
- 3.5 As such, articulating the partnership’s ambition in terms of community outcomes and meaningful measures and targets to set the anticipated rate of change and track performance over time, will further support effective decision making and resource allocation.
- 3.6 The views of Lead and Senior Officers and Elected Members have been captured in a number of forums within Halton BC and Partner organisations, via the Safer SSP Board and SSP Safer Performance Sub Groups, who were consulted on the selection of appropriate measures and targets in the period April to October 2011.
- 3.7 Selected measures and targets for Safer community priority are summarised in Appendix 1, using the Halton Corporate template, designed for the purpose of bringing together all relevant items of performance information. For instance, this considers the levels of performance that have been achieved to date and provides a contextual backdrop in relation to national, regional and statistical neighbours. The template also provides a clear evidence based rationale for measure selection, which will further evidence and support value for money judgements by the Audit Commission and ensure outward accountability.
- 3.8 Placeholder measures have also been included where new services are to be developed or new performance information is to be captured, in response to legislative changes; for which baselines will be established in 2011/12 or 2012/13, against which future services will be monitored.
- 3.9 An annual ‘light touch review’ of targets contained within the SCS, will also ensure that targets remain realistic over the 5 year plan to ‘close the gaps’ in performance against regional and statistical neighbours.
- 3.10 Attached as Appendix 2 is a report on progress to the 2011-12 mid – year position which includes a summary of all indicators within the new Sustainable Community Strategy and additional information for those specific indicators and targets that fall within the remit of this Policy & Performance Board.

#### **4.0 CONCLUSION**

4.1 The Sustainable Community Strategy for Halton, and the performance measures and targets contained within it will remain central to the delivery of community outcomes. It is therefore important that we monitor progress and that Members are satisfied that adequate plans are in place to ensure that the Council and its partners achieve the improvement targets that have been agreed.

#### **5.0 POLICY IMPLICATIONS**

5.1 The Sustainable Community Strategy for Halton is central to our policy framework. It provides the primary vehicle through which the Council and its partners develop and communicate collaborative actions that will positively impact upon the communities of Halton.

#### **6.0 OTHER IMPLICATIONS**

6.1 The publication by Local Authorities of performance information is central to the coalition government's transparency agenda.

#### **7.0 IMPLICATIONS FOR THE COUNCIL'S PRIORITIES**

7.1 This report deals directly with the delivery of the relevant strategic priorities of the Council.

#### **8.0 RISK ANALYSIS**

8.1 The key risk is a failure to improve the quality of life for Halton's residents in accordance with the objectives of the Sustainable Community Strategy. This risk can be mitigated thorough the regular reporting and review of progress and the development of appropriate actions where under-performance may occur.

#### **9.0 EQUALITY AND DIVERSITY ISSUES**

9.1 One of the guiding principles of the Sustainable Community Strategy is to reduce inequalities in Halton.

#### **10.0 LIST OF BACKGROUND PAPERS UNDER SECTION 100D OF THE LOCAL GOVERNMENT ACT 1972**

Document	Sustainable Community Strategy 2011 – 26
Place of Inspection	2 <sup>nd</sup> Floor, Municipal Building, Kingsway, Widnes
Contact Officer	Hazel Coen DM (Performance & Improvement)

#### **APPENDICES**

Appendix 1 - Safer SCS Performance Framework 2011-16.  
Appendix 2 - Mid Year SCS Progress Report for 2011/12

## APPENDIX 1 - SAFER HALTON

**Background Information to the Sustainable Community Strategy Partnership  
Indicators 2011/12 - 2015/16**

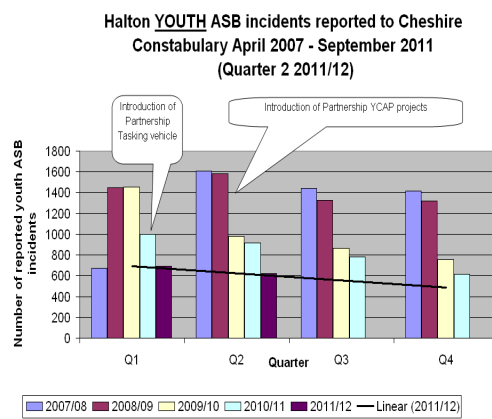
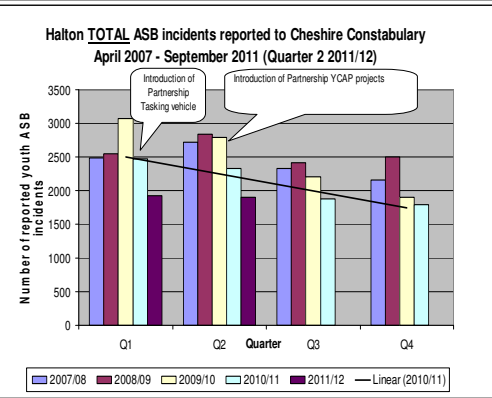
Definition	Lead Partner	Responsible Officer	Page
Reduce the Actual Number of ASB incidents recorded by Cheshire Police broken down into youth and adult incidents (Formerly NI 17)	Joint HBC / Police	Inspector Dave Gordon/ Bev Kennett	3
Reduce the number of Arson incidents (Formerly NI33)	Fire Service	Alex Waller / (Sean Henshaw)	5
To improve peoples perceptions of antisocial behaviour and improve residents perception of feeling safer in their homes ( Revised NI 17)	HBC	Research & Intelligence	7
<b>New Measure:</b> Safeguarding Children: Reduce the Number of Young People who repeatedly run away in Halton	Joint HBC / Police	Lorraine Crane/ Clare Myring HBC	8
Vulnerable Adults – Safeguarding: Increase the percentage of VAA Assessments completed within 28 days.	HBC	Sue Wallace Bonner	10
Reduce repeat incidents of domestic abuse within the MARAC Cohort (Formerly NI32 )	HBC	Sarah Ashcroft	11
<b>New Measure:</b> Increase the percentage of successful completions (Drugs) as a proportion of all in treatment (over 18)	HBC	Steve Eastwood	13
<b>New Measure:</b> Increase the percentage of successful completions (Alcohol) as a proportion of all in treatment (over 18)	PCT	Collette Walsh	14
<b>New Measure:</b> Reduce the number of individuals re-presenting within 6 months of discharge (Drugs).	HBC	Steve Eastwood / Paul Bonnett	15
<b>New Measure:</b> Reduce the number of individuals re-presenting within 6 months of discharge (Alcohol)	PCT	Collette Walsh	16
Reduce the rate of young people (0-18) admitted to hospital due to substance misuse (will include alcohol)	HBC	Lorraine Crane / John Bucknall	17
Reduce Alcohol related hospital admissions (Formerly NI 39)	PCT	Collette Walsh	18
Reduce the re-offending rates of repeat offenders (RO's in the Navigate IOM scheme) (Formerly NI 30)	Probation / Police	Karen Taylor	20

**APPENDIX 1 - SAFER HALTON**

Reduce the number of first time entrants to the Youth Justice System.	Youth Offending Team	Gareth Jones/ Lisa Blanchard	22
<b>Placeholder New Measure:</b> Reduce the use of custody (Ministry of Justice Proposal)	Youth Offending Team / (MOJ)	Gareth Jones/ Lisa Blanchard	23
<b>Placeholder New Measure:</b> Reduce the proportion of individuals within the Navigate cohort whose offending is substance misuse related.	Navigate Team / New Service Provider	John Davidson / Steve Eastwood	24
Reduce the re-offending rate of young offenders (Formerly NI 19)	Youth Offending Team	Gareth Jones/ Lisa Blanchard	25
Reduce serious acquisitive crime (Formally NI16) from: <ul style="list-style-type: none"> <li>• Domestic burglary</li> <li>• Theft of motor vehicle</li> <li>• Theft from motor vehicle</li> <li>• Robbery (personal and business)</li> </ul>	Police	Inspector Dave Gordon/ Kathryn Cain Cheshire Constabulary	26
Reduce Assault with Injury Crime Rate (Formerly NI 20)	Police	Inspector Dave Gordon/ Kathryn Cain Cheshire Constabulary	27

**APPENDIX 1 - SAFER HALTON**

Reduce the actual Number of ASB incidents recorded by Cheshire Police broken down into youth and adult incidents (Previous LAA performance measure NI 17)



Lead Partner Agency:	Police
Responsible Officer:	Inspector Dave Gordon/ Bev Kennett
Good is:	Reducing Number of ASB incidents
Brief Description / Indicator Purpose:	

Actual number of antisocial behaviour incidents reported to the Cheshire Police, cumulatively in the year.

	2008/09	2009/2010	2010/2011	2011/2012	2012/2013	2013/2014	2014/2015	2015/2016
Halton Target	Redefined measure			8065	To maintain and reduce ASB to 2015/16			
Halton Actual	10292	9972	8489	1925 (Q1) 1902 (Q2)				

Benchmarking: ( Actual Numbers supplied by Cheshire Police)								
All England	3422935	3290607	3022306					
Northwest	587949	536000	447585					
Relevant Statistical Neighbour <sup>-1</sup>								

**Supporting Commentary & Target Rationale (2011 / 2012 Onwards):**

Target for ASB for 2011/12 based on 2010/11, leading to a 5% reduction in 2011/12. In future years Cheshire Police intend to maintain and reduce antisocial behaviour with reference to the 2010/11 baseline year.

Thus, total ASB 2010 / 11 8489 incidents, 5% reduction leads to a target for 2011/12 of 8065 (424 less incidents) .

The total for 20010/11 has shown a 15% reduction when compared to 2009/10 reducing from 9972 incidents.

Youth ASB 2010/11: 2695 5% reduction:  
Target for 2011/12 2560 (135 less incidents)

When compared against 2009/10, Youth ASB has dropped 34% when comparing numbers during 2009/10 (4056) with 2010/11 (2695)

<sup>1</sup> This could be from regional or family benchmarking data.

**APPENDIX 1 - SAFER HALTON**

Recent analysis undertaken by the Community Safety Partnership has identified significant reductions in ASB during the summer holiday period of 2011/12 when compared with the same period during 2010/11. The reductions have been linked directly to several services who were delivering the service during the specific days / times where reductions have been identified. These services include VRMZ, CRMZ, HUB, Catch 22 and the Partnership Tasking Vehicle. Youth ASB numbers reduced during this period alone by **38.58%** – this equates to 260 less incidents (or potential victims) over a two month period.

Numbers continue to reduce each quarter when compared to 2010/11. Total ASB is down this quarter by 18.54% (433 less incidents), youth related ASB is down by 13.83% (100 less incidents). ASB Numbers have reduced consistently each quarter since Q2 of 2009/10 (9 quarters).

youth	Q1	Q2	Q3	Q4	Total
2007/08	672	1611	1444	1414	5141
2008/09	1449	1584	1323	1321	5677
2009/10	1455	980	867	754	4056
2010/11	817	723	690	465	2695
2011/12	692	623			
% difference to previous year (2011/12 compared with 2010/11)	<b>15.30%</b>	<b>13.83%</b>			

Total ASB	Q1	Q2	Q3	Q4	Total
2005/06	2959	2952	2764	2532	11207
2006/07	2830	2702	2451	2329	10312
2007/08	2483	2717	2335	2160	9695
2008/09	2547	2838	2413	2494	10292
2009/10	3072	2790	2202	1908	9972
2010/11	2481	2335	1884	1789	8489
2011/12	1925	1902			
% difference to previous year (2010 / 11 compared with 2011/12)	<b>22.41%</b>	<b>18.54%</b>			



## APPENDIX 1 - SAFER HALTON

Reduce the number of Arson incidents (Formerly NI 33)																											
<p><b>Deliberate Fires by Quarter</b> Halton 2010/11 - 11/12</p> <table border="1"> <caption>Deliberate Fires by Quarter Data</caption> <thead> <tr> <th>Quarter</th> <th>Year</th> <th>Primary</th> <th>Secondary</th> </tr> </thead> <tbody> <tr> <td rowspan="2">Quarter 1</td> <td>10/11</td> <td>~25</td> <td>~180</td> </tr> <tr> <td>11/12</td> <td>~30</td> <td>~150</td> </tr> <tr> <td rowspan="2">Quarter 2</td> <td>10/11</td> <td>~20</td> <td>~140</td> </tr> <tr> <td>11/12</td> <td>~25</td> <td>~120</td> </tr> </tbody> </table>	Quarter	Year	Primary	Secondary	Quarter 1	10/11	~25	~180	11/12	~30	~150	Quarter 2	10/11	~20	~140	11/12	~25	~120	Lead Partner Agency:	Fire Service							
	Quarter	Year	Primary	Secondary																							
	Quarter 1	10/11	~25	~180																							
		11/12	~30	~150																							
Quarter 2	10/11	~20	~140																								
	11/12	~25	~120																								
Responsible Officer:	Alex Waller / Sean Henshaw (Information supplied by Caroline Wathen – Fire Service)																										
Good is:	Lower Numbers , less antisocial behaviour																										
<b>Brief Description / Indicator Purpose:</b>																											
<p>This is the number of deliberate :</p> <p>(i) primary and</p> <p>(ii) secondary fires per 10,000 population.</p> <p>This is an APACS indicator: SPI 7.1 deliberate fires.</p> <ul style="list-style-type: none"> <li>Deliberate fire is any fire where the cause of fire is suspected non-accidental.</li> <li>Primary fire is any fire involving casualties, OR any fire involving property (including non-derelict vehicles) OR any fire where at least 5 fire appliances attend.</li> <li>Secondary fires are reportable fires that were not involving property; were not chimney fires in buildings; did not involve casualties; were attended by four or fewer appliances. An appliance is counted if either the appliance, equipment from it or personnel riding in it, were used to fight the fire. Derelict building or derelict vehicle fires are secondary fires.</li> </ul>																											
	2008/09	2009/2010	2010/2011	2011/2012	2012/2013	2013/2014	2014/2015	2015/2016																			
Halton Target (Deliberate Primary Fires)	Not available	n/a	8.54	4.11 (Q2)																							
Halton Actual (Deliberate Primary Fires)	Not available	9.43	8.1	3.85 (Q2)																							
Halton Target (Deliberate Secondary Fires)	Not available	n/a	43.54	26.66 (Q2)																							
Halton Actual (Deliberate Primary Fires)	Not available	48.34	44.67	21.13 (Q2)																							
Halton Target (Total Deliberate Fires)	Not available	n/a	52.08	30.77 (Q2)																							
Halton Actual (Total Deliberate Fires)	Not available	57.77	52.77	24.98 (Q2)	To continue to reduce the number of arson incidents in line with trend.																						
<b>Benchmarking:</b>																											
All England	Not available due to reporting boundaries																										
Family Group Averages per 10,000 population	Data currently unavailable. To be provided in Quarter 3 2011/12																										
<b>Supporting Commentary &amp; Target Rationale (2011 / 2012 Onwards):</b>																											
Please note, all England data is not available for the years above and due to reporting boundaries, Halton data cannot be provided for 2008/09.																											
Cheshire FRS is part of the CFOA Family Group 4, formed of fire and rescue services from England, Wales and Northern																											

**APPENDIX 1 - SAFER HALTON**

Ireland. Originally, membership was decided by grouping 'similar' fire services based upon factors such as population, deprivation, risk profiles and incident volumes.

Of the 18 Services in the group, Cheshire is ranked 12<sup>th</sup> in terms of population size, with 1<sup>st</sup> representing the highest volume.

Although Average values cannot be given at present, as at the end of Q1 201/12, Cheshire FRS were ranked Joint 3<sup>rd</sup> and 8<sup>th</sup> for deliberate primary and secondary fires respectively.

Deliberate fires are a key component of anti-social behaviour which is a priority for Halton. The rationale for the 2011/12 target was a 10% reduction based on 2010/11 Performance. Currently, performance for both of these indicators is positively under target year to date and represent a year on year decrease compared to quarter 2 of 2011/12. As deliberate fires and anti social behaviour are such a priority in Halton, there are many initiatives being undertaken to reduce these incidents, most notably the Phoenix Project.

## APPENDIX 1 - SAFER HALTON

To improve peoples perceptions of antisocial behaviour and improve residents perception of feeling safer in their homes ( Revised NI 17)								
		Lead Partner Agency:		Halton BC				
		Responsible Officer:		Research & Intelligence				
		Good is:		An increasing satisfaction level shown by a reduced perception of antisocial behaviour.				
		Brief Description / Indicator Purpose:						
		Local Measures focusing on perceptions of antisocial behaviour, which combines responses to even questions about antisocial behaviour.						
		Local authorities are a key partner agency with the police in tackling ASB and have responsibilities to prevent ASB. They are an applicant agency for anti-social behaviour orders (ASBOs); they lead on housing-related ASB, tackling litter/graffiti, and are responsible for licensing of premises and in securing and designing environments to reduce likelihood of alcohol-fuelled disorder and ASB.						
	2008/09	2009/2010	2010/2011	2011/2012	2012/2013	2013/2014	2014/2015	2015/2016
Halton Target				Reduce to NW Average		TBC		TBC
Halton Actual	24.4 (NI 17)							
<b>Benchmarking:</b>								
All England	NA							
Northwest	22.9% (NI 17)							
Relevant Statistical Neighbour <sup>2</sup>	NA							
<b>Supporting Commentary &amp; Target Rationale (2011 / 2012 Onwards):</b>								
<p>In the absence of a nationally prescribed survey (previously the Place Survey), work is now being progressed to establish a more locally focused survey to capture community perceptions and satisfaction levels. This residents survey undertaken in October 2011 includes the following questions:</p> <ol style="list-style-type: none"> <li>1) How much of a problem respondents feel 'Teenagers hanging around the streets' 'Vandalism, graffiti and other deliberate damage to property and vehicles' 'People using or dealing drugs' 'abandoned or burnt out cars' and 'people being drunk or rowdy in public spaces' to be a very big or fairly big problem within their local area</li> <li>2) Respondents experience of the above in the last 12 months</li> <li>3) How safe respondents feel 'inside your home' 'in your local area during the day' and in your local area after dark'</li> <li>4) Confidence in the police in respondent's local area.</li> </ol> <p>It is intended to undertake future surveys every two years. In addition to the resident's survey measures, the previous NI 17 (Reduced perception of antisocial behaviour) measure will also be reported and to inform perceptions of anti-social behaviour. It will then be determined as to whether future targets will be set based on NI 17 or a selection of indicators as established and a baseline captured in 2011.</p>								

<sup>2</sup> This could be from regional or family benchmarking data.



## APPENDIX 1 - SAFER HALTON

- Reduce the number of 'repeated' occasions Children and Young people report missing from either care homes / foster care or from the home environment.
- Support the development, health and wellbeing of Children and Young People by providing stable foster care and care home provision.
- Improve the identification of Children and Young People suffering from sexual exploitation who have run away from either care homes / foster care or from the home environment and ensure access to specialist support services.
- Increase the number of service users engaged in the development of the service.
- Promote and raise awareness of the 'triggers' of running away from care homes / foster care and from the home environment to Children and Young People.

With the existing commissioning service we have measured the number of missing from home incident reported to the police however this figure did not give us the full picture. We have one agreed main outcome: To reduce the number of young people who repeatedly run away from home or care environment. In order to measure this aim the number of young people who run away on more than 3 occasions during a 90 day period will be captured along with the number of episodes as shown above. The current performance shows a 38% reduction in Missing from Home episodes, 10% reduction in missing from Care episodes and 26% reduction in CICOLA Episodes.

We are currently going through a Pan Cheshire tender for a Missing from Home/ Care Service and targets will be set with the service provider for 2012/13 to 2015/16.

**APPENDIX 1 - SAFER HALTON**

**Vulnerable Adults –Safeguarding – Increase the percentage of VAA Assessments completed within 28 days**

	Lead Partner Agency:	Halton BC
	Responsible Officer:	Sue Wallace Bonner
	Good is:	Increasing levels of performance
	Brief Description / Indicator Purpose:	
<p>The higher the number of VAA's completed within 28 days ensures that investigations are conducted in a timely manner and resulting outcome are delivered quickly for the alleged victim. This potentially reduces the impact that abuse can have on those involved.</p>		

	2008/09	2009/2010	2010/2011	2011/2012	2012/2013	2013/2014	2014/2015	2015/2016
Halton Target		NA	75%	80	82	82	82	82
Halton Actual	New Measure	69%	78.12%	90.91 Qtr 2				

Benchmarking:								
All England	Local measure. No comparable benchmarking information available nationally							
Northwest								
Relevant Statistical Neighbour <sup>4</sup>								

**Supporting Commentary & Target Rationale (2011 / 2012 Onwards):**

Referrals are received from a variety of sources by Social work teams who will prioritise abuse cases leading to an appropriate response within timescales.

Improvements in process timescales have been achieved in recent years. Some room for improvement is predicted and then maintenance at 82% is projected as the optimum level achievable. It is recognised that it is not possible to achieve 100% of VAA investigations to be completed in 28 days and the rationale is to maintain current levels of service, given budgetary pressures. Actual performance will be monitored on a regular basis (at least quarterly) and targets will be refreshed as necessary.

<sup>4</sup> This could be from regional or family benchmarking data.

APPENDIX 1 - SAFER HALTON

Reduce repeat incidents of domestic abuse within the MARAC Cohort (Formerly NI 32)								
		Lead Partner Agency:		Halton BC				
		Responsible Officer:		Sarah Ashcroft				
		Good is:		A lower figure				
		Brief Description / Indicator Purpose:						
	2008/09	2009/2010	2010/2011	2011/2012	2012/2013	2013/2014	2014/2015	2015/2016
Halton Target %	N/A	28%	27%	27%	27%	27%	27%	27%
Halton Actual %	N/A	22%	25% ( 479)					
<b>Benchmarking:</b>								
All England	N/A	N/A	21.8%					
Northwest	N/A	N/A	22%					
Relevant Statistical Neighbour <sup>5</sup>	N/A	N/A	21.4%					
<b>Supporting Commentary &amp; Target Rationale (2011 / 2012 Onwards):</b>								
<p>Activity by police and local partners should be focused on protecting the most vulnerable victims from serious harm. Domestic violence (DV) victims currently have the highest level of repeat victimisation, often with the severity of incidents escalating over time.</p> <p>Multi-Agency Risk Assessment Conferences (MARACs) focus on high risk victims of DV as indicated through the use of risk assessment tools. By sharing information, agencies get a better picture of victims' situations and so develop responses that are tailored to the needs and goals of individual victims and their children. Safe information-sharing also allows agencies to manage the perpetrator in ways that reduce risk. The aim of the MARAC is to jointly construct and implement a risk management plan that provides professional support to all those at risk and that reduces the risk of harm and to reduce repeat victimisation.</p> <p>The responsibility to take appropriate actions rests with individual agencies; it is not transferred to the MARAC. The police, services commissioned by local authorities and health agencies will all have a primary role to play to ensure that the MARAC is an effective process.</p> <p>Target rationale is to maintain current performance.</p>								

<sup>5</sup> This could be from regional or family benchmarking data.

**APPENDIX 1 - SAFER HALTON**

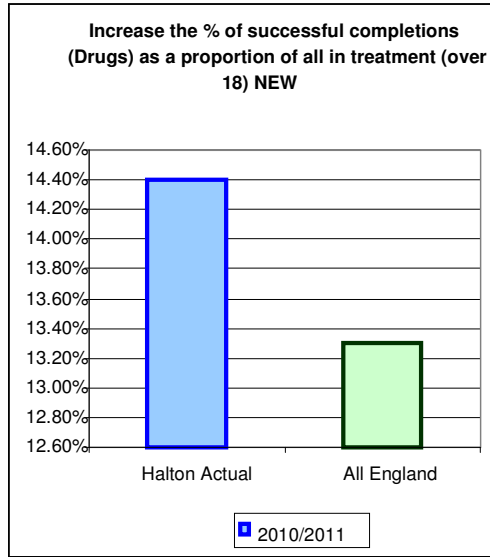
One year baseline data received from MARAC (2010/11) 479 repeat incidents. As and when additional annual data is ascertained the targets can then be refreshed accordingly, but at present we are working to one years' worth of data and a target of 27% of the number of reported incidents of repeats

The Audit Commission states -The average rate of repeats experienced by mature MARACs is presented as a band of 28%-34%. Good performance will depend on the maturity of the MARAC when the target was set. A higher rate can indicate that more agencies are able to identify a repeat victim and that victims have the confidence to disclose further incidents possible suggesting a good experience of MARAC the first time. A repeat rate of 30% or more would not be perceived as negative.



**APPENDIX 1 - SAFER HALTON**

Increase the percentage of successful completions (Drugs) as a proportion of all in treatment (over 18) NEW



Lead Partner Agency: Halton BC

Responsible Officer: Steve Eastwood

Good is: Increasing % of successful completions

Brief Description / Indicator Purpose:

The proportion of clients who successfully completed Drug treatment out of all the clients who were treated in the same period.

There are more people drug free as a % of total people.

	2008/09	2009/2010	2010/2011	2011/2012	2012/2013	2013/2014	2014/2015	2015/2016
Halton Target	New indicator			Above NW Average	Above NW Average	Above NW Average	Above NW Average	Above NW Average
Halton Actual	New indicator		14.4%					
<b>Benchmarking:</b>								
All England	Data not previously available. This is a new indicator.		13.3%					
Northwest								
Relevant Statistical Neighbour <sup>6</sup>								

**Supporting Commentary & Target Rationale (2011 / 2012 Onwards):**

The target has been set to achieve performance above the North West Average. It is intended to review this after 12 months, once the new provider is firmly in place and performance is established.

<sup>6</sup> This could be from regional or family benchmarking data.

## APPENDIX 1 - SAFER HALTON

Increase the percentage of successful completions (Alcohol) as a proportion of all in treatment (over 18) NEW								
<b>Placeholder measure</b>	Lead Partner Agency:		PCT					
	Responsible Officer:		Collette Walsh					
	Good is:		Increasing % of successful completions					
	<b>Brief Description / Indicator Purpose:</b>							
The proportion of clients who successfully completed Alcohol treatment out of all the clients who were treated in the same period.								
	2008/09	2009/2010	2010/2011	2011/2012	2012/2013	2013/2014	2014/2015	2015/2016
Halton Target	New indicator				Baseline to be established	Increasing % of successful completion		
Halton Actual								
<b>Benchmarking:</b>								
All England	Data not currently collected on a national basis – this is a local measure.							
Northwest								
Relevant Statistical Neighbour <sup>7</sup>								
<b>Supporting Commentary &amp; Target Rationale (2011 / 2012 Onwards):</b>								
<p>This new service will be established in 2012/13. Targets will then be set following the collection of data in year 2012/13 and a baseline established.</p> <p>The aim of this service is to increase the % of successful completions as a proportion of all people in treatment for an alcohol addiction.</p>								

<sup>7</sup> This could be from regional or family benchmarking data.

## APPENDIX 1 - SAFER HALTON

Reduce the number of individuals re-presenting within 6 months of discharge (Drugs) NEW								
<b>Placeholder measure</b>	Lead Partner Agency:		Halton BC					
	Responsible Officer:		Steve Eastwood/Paul Bonnett					
	Good is:		Reduced number					
	Brief Description / Indicator Purpose:							
<p>Re-presentations indicates the number of clients who have successfully completed treatment who have re-presented for treatment within six months.</p> <p>This provides an indication of the numbers of individuals who have left treatment and are managing to sustain their recovery in the longer term.</p>								
	2008/09	2009/2010	2010/2011	2011/2012	2012/2013	2013/2014	2014/2015	2015/2016
Halton Target					Above the National & NW average			
Halton Actual	New indicator		6.3% (Rolling 12 months July 2010 – June 2011)					
<b>Benchmarking:</b>								
All England	New indicator		13% (Rolling 12 months July 2010 – June 2011)					
Northwest								
Relevant Statistical Neighbour <sup>8</sup>								
<b>Supporting Commentary &amp; Target Rationale (2011 / 2012 Onwards):</b>								
<p>Targets will not be set until a 12 month baseline can be determined for Halton at the end of the reporting year 2011/12.</p> <p>The data reported above is based on a 12-month rolling basis.</p> <p>During the period July 2010 – June 2011, 47 Halton individuals completed treatment. Out of the cohort of 47, three individuals re-presented within six months – this equates to 6.3%. This indicates that 93.7% of individuals managed to sustain their recovery as they did not re-present following discharge from treatment.</p> <p>In comparison to the National picture, Halton is better performing. The national percentage for individuals re-presenting within six months of completion of treatment is 13%.</p> <p><b>Note:</b> However, it is important to note that as the number of individuals in the cohort completing treatment is relatively small (reflective of the population size of Halton), a small increase in numbers of individuals re-presenting can have a large effect on the % re-presenting.</p>								

<sup>8</sup> This could be from regional or family benchmarking data.

## APPENDIX 1 - SAFER HALTON

Reduce the number of individuals re-presenting within 6 months of discharge (Alcohol) NEW								
<b>Placeholder measure</b>	Lead Partner Agency:		PCT					
	Responsible Officer:		Collette Walsh					
	Good is:		Reduced number					
	Brief Description / Indicator Purpose:							
<p>Re-presentations indicates the number of clients who have successfully completed treatment who have re-presented for treatment within six months.</p> <p>This provides an indication of the numbers of individuals who have left treatment and are managing to sustain their recovery in the longer term.</p>								
	2008/09	2009/2010	2010/2011	2011/2012	2012/2013	2013/2014	2014/2015	2015/2016
Halton Target	New Indicator					Above the National & NW average		
Halton Actual					Baseline to be established			
<b>Benchmarking:</b>								
All England	Data not currently collected on a national basis – this is a local measure.							
Northwest								
Relevant Statistical Neighbour <sup>9</sup>								
<b>Supporting Commentary &amp; Target Rationale (2011 / 2012 Onwards):</b>								
<p>This new service will be established in 2012/13. Targets will then be set following the collection of data in year 2012/13 and a baseline established.</p> <p>The aim of this service is to increase the % of successful completions as a proportion of all people in treatment for an alcohol addiction.</p>								

<sup>9</sup> This could be from regional or family benchmarking data.

**APPENDIX 1 - SAFER HALTON**

Reduce the rate of young people (0-18) admitted to hospital due to substance misuse (will include alcohol)																							
<p><b>Rate of hospital admissions related to substance misuse per 10,000<sup>7</sup></b></p> <table border="1"> <caption>Data for Rate of hospital admissions related to substance misuse per 10,000</caption> <thead> <tr> <th>Year</th> <th>Rate</th> </tr> </thead> <tbody> <tr> <td>2005/06</td> <td>380</td> </tr> <tr> <td>2006/07</td> <td>440</td> </tr> <tr> <td>2007/08</td> <td>480</td> </tr> <tr> <td>2008/09</td> <td>500</td> </tr> <tr> <td>2009/10</td> <td>490</td> </tr> <tr> <td>2010/11</td> <td>470</td> </tr> </tbody> </table>	Year	Rate	2005/06	380	2006/07	440	2007/08	480	2008/09	500	2009/10	490	2010/11	470	Lead Partner Agency:	Halton BC							
	Year	Rate																					
	2005/06	380																					
	2006/07	440																					
2007/08	480																						
2008/09	500																						
2009/10	490																						
2010/11	470																						
Responsible Officer:	Lorraine Crane /John Bucknall																						
Good is:	Lower rate																						
<b>Brief Description / Indicator Purpose:</b>																							
<p>One of the commissioning priorities for the Children and Families Commissioning Partnership is to reduce substance misuse and this is a key outcome indicator to represent progress.</p> <p>This indicator measures the percentage of the hospital admissions for 0-16 years olds where substance misuse is coded as reason for admission per 10,000.</p> <p>The target is a year on year reduction of 5%.</p> <p>Colette Walsh has provided CYP with figures for 10/11 admissions against 09/10</p>																							
	2008/09	2009/2010	2010/2011	2011/2012	2012/2013	2013/2014	2014/2015	2015/2016															
Halton Target	N/A	N/A	N/A	-5.0%	-5.0%	-5.0%	-5.0%	-5.0%															
Halton Actual	1372	1351	1277																				
<b>Benchmarking:</b>																							
All England	Data awaited from PCT																						
Northwest																							
Relevant Statistical Neighbour <sup>10</sup>																							
<b>Supporting Commentary &amp; Target Rationale (2011 / 2012 Onwards):</b>																							
<p>There are a number of developments to interventions Halton has implemented around this indicator including restructuring the specialist treatment service, developing treatment processes to ensure current treatment plans are aimed towards successful transition back into education, employment, training and recovery. The mobile outreach service (VRMZ) is actively engaging with young people in 'hotspot' areas, who currently do not access services. A wide range of provision will be delivered from this mobile service including a range of drug and alcohol interventions.</p>																							

<sup>10</sup> This could be from regional or family benchmarking data.

## APPENDIX 1 - SAFER HALTON


Reduce Alcohol related hospital admissions (Formerly NI 39)									
	Lead Partner Agency:	PCT							
	Responsible Officer:	Collette Walsh							
	Good is:	A lower rate of admission than the projected trend.							
	<b>Brief Description / Indicator Purpose:</b>								
This indicator measures the rate of alcohol related admissions per 100,000 population using Hospital Episode Statistics.									
<p>The rate is calculated using data on those finished admissions that are classified as ordinary or day cases or maternities and that have an alcohol-related primary or subsidiary diagnosis code within the admission episode. Each admission is assigned an attributable fraction based on the diagnosis codes and age and sex of the patient. Where an admission has more than one relevant diagnosis code, the highest attributable fraction is used. Negative attributable fractions are not used. In the case of children aged under 16, only alcohol-specific diagnoses are used (those with an attributable fraction of 1.)</p> <p>These values are then aggregated to obtain totals by sex and five-year age band. The resultant totals are then divided by the corresponding population estimate to get an age/sex-specific rate. Each rate is then multiplied by the corresponding figure in the standard European age profile and aggregated. The rate is obtained by dividing the aggregated figure by the total European standard population.</p>									
	2008/09	2009/2010	2010/2011	2011/2012	2012/2013	2013/2014	2014/2015	2015/2016	
<b>Target 1:</b> Halton alcohol related hospital admission Target (Previously NI39)(Rate)	2313	2323	2309	2916	3027	3142	3261	3385	
Halton alcohol related hospital admission Actual (Rate) Previously NI 39	2486	2680	2809 Predicted value						
Relevant Statistical Neighbour Target (St. Helens) <sup>2</sup>				2442.8	2521.2	2571.6			
<b>Target 2:</b> Halton AAF 1 Target (Rate)				1002.6	1020.7	1039.0	1057.8	1076.8	
Halton AAF 1 actual (Rate)	841	882.3	984.9						
Number of target AAF 1 admissions				1225	1247	1269	1292	1315	
Actual number of AAF	1027	1067	1203						

## APPENDIX 1 - SAFER HALTON

admissions								
<b>Benchmarking:</b>								
All England	1582	1743	See note					
Northwest	2068	2295	See note					
St Helens <sup>11</sup>	2348	2433	See note					
<b>Supporting Commentary &amp; Target Rationale (2011 / 2012 Onwards):</b>								
Alcohol is a key priority for health and the wider partnership and should continue to be monitored by the Health SSP.								
This is not a target for the IPM (Improved Performance Measures). Thus, the PCT will continue to monitor for no significant increase / deterioration in health performance.								
<b><u>Halton LA Alcohol Target</u></b>								
<p>1) <b>Target 1 : AAF&gt;0 (Previously NI 39).</b> The target is <b><u>2916 annual rate for 2011/12</u></b>. This is based on a projection of 4.8% increase in the rate from 2010/11 (synthetic estimate of 2809 10/11 rate). This is in line with the trend since 2002/3 – A decrease of 1% has then been calculated.  <b>This target is set utilizing verified data only.</b> Past actual data re confirmed by Public Health</p>								
<p>2) <b>Target 2 : AAF= 1 Admissions which are wholly attributable to alcohol</b>  In 20010/11 there were 1203 AAF 1 admissions that were wholly attributable to alcohol (<b>Rate 984.9</b>). Given that we expect a 4.8% increase, we will then aim for a 3% reduction in the actual number of admissions for alcohol related AAF= 1 harm in 2011/12. This rationale has been projected through to 2015/16</p>								
Therefore: A 1.8% increase in the AAF1 admissions in 2011/12 would make the number of admissions 1225 and the rate <b>1002.6</b>								
<b>This target is set utilizing unverified local data only. There is a discrepancy between the verified and the local data due largely to the robust data cleansing that happens at a local level.</b>								
<u>Target 2: 2011/12</u>								
To achieve an annual rate of 1002.6. This would equate to 1225 admissions, and a 3% reduction in the anticipated growth.								
<u>Target 2: 2012/13</u>								
To achieve an annual rate of 1020.7 This would equate to 1247 admissions, and a 3% reduction in the anticipated growth.								
In both cases, the aim of the targets is to slow the trend and reduce the rate of increase.								

<sup>11</sup> This could be from regional or family benchmarking data.

APPENDIX 1 - SAFER HALTON

Reduce the Re-offending rates of repeat offenders (RO's in the Navigate Integrated Offender Management (IOM) scheme)								
		Lead Partner Agency:		Probation / Police				
		Responsible Officer:		Karen Taylor				
		Good is:		Reducing rates of re offending				
		Brief Description / Indicator Purpose:						
		<p>Previous information for NI30 Reoffending rate of Prolific and other Priority offenders</p> <p>This is the change in convictions for Prolific and other Priority Offenders (PPOs) over a 12 month period.</p> <p>The principal intention behind this indicator is to enable local areas to monitor performance of their PPO schemes in reducing re-offending amongst their PPOs. It is recognised that annual reductions in rates of offending vary with the length of time an offender has been on the scheme - in other words, it is reasonable to expect PPOs recently taken on to a scheme to show a more significant reduction in their offending over their first year on a scheme compared with an offender who has been on a scheme for 12 months, and who has already shown a steep reduction in his or her offending. The methodology for measuring this indicator allows for such factors to be taken into account.</p>						
	2008/09	2009/2010	2010/2011	2011/2012	2012/2013	2013/2014	2014/2015	2015/2016
Halton Target	New Measure				To maintain and reduce offending rates for PPO and RO's			
Halton Actual	New Measure			PPO: 40% reduction RO: 4% reduction Shift in offence type – see below				
<b>Benchmarking:</b>								
All England	New Measure							
Northwest	New Measure							
Relevant Statistical Neighbour <sup>12</sup>	New Measure							
<b>Supporting Commentary &amp; Target Rationale (2011 / 2012 Onwards):</b>								
<b>Repeat Offenders</b>								
<b>Offending (based on date of offence)</b>								
Baseline number of convictions	Actual convictions during nomination		Difference between baseline and actual		% impact	Reduction / Increase in convictions		
119	114		5		4.12%			

<sup>12</sup> This could be from regional or family benchmarking data.




## APPENDIX 1 - SAFER HALTON

Since intervention, 'Breach of court orders' have seen the largest increase, followed by 'drunk and disorderly' and 'fail to surrender' whereas the **largest % reductions have been seen around 'Theft / shoplifting', 'criminal damage' and 'assault (s39 and S47)'**. This shift in conviction type will have proven efficiency savings across all organisations involved in IOM. Whilst the numbers do not reflect a large numerical reduction this shift in offending type and behaviour of those individuals within the cohort has had a significant impact to the community of Halton.

## PPO

## Offending (based on date of offence)

Baseline number of convictions	Actual convictions during nomination	Difference between baseline and actual	% impact	Reduction / Increase in convictions
174	69	105	39.6%	

Since intervention 'Breach of court orders' have seen the largest increase, followed by 'assault (s39 & S47) and 'breach of ASBO' whereas the largest decreases have been around 'uninsured driving, handling, Theft from a motor vehicle and drugs possession'. This shift in conviction type will have proven efficiency savings across all organisations involved in IOM.

The calculations noted above are calculated using baseline offences / convictions occurred pre nomination into the scheme compared to offending behaviour whilst on the scheme (minus days serving a prison sentence), the time frames are considered for each person and individual calculations are used to ensure that time periods are comparable. The cohort will change each quarter as nominations and denominations take place throughout the quarter. Only those currently on the scheme and those who were nominated during 2011/12 have been incorporated into these reconviction rates. Those nominated during September 2011 have not been included within the data as there is an insufficient time frame of intervention to compare against the baseline.

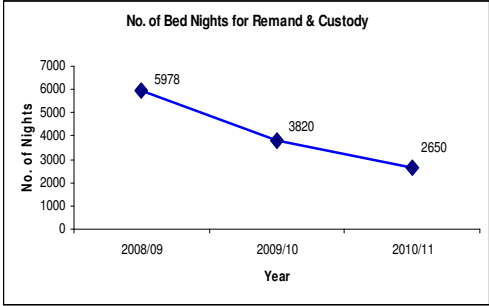
It is imperative that the numerical reductions are not considered in isolation – the shift in offending behaviour should be reported upon as this demonstrated the changes in offender behaviour and potentially the reduced impact that the cohort are having upon the community.

## APPENDIX 1 - SAFER HALTON

Reduce the Number of first time entrants to the Youth Justice System (Formerly NI111)								
	Lead Partner Agency:		Youth Offending Team					
	Responsible Officer:		Gareth Jones/ Lisa Blanchard					
	Good is:		Lower figure					
	Brief Description / Indicator Purpose:							
	To reduce the number of entrants to the youth justice system age 10-17 who receive their first substantive outcome.							
As from April 2011, reporting of first-time entrants to the youth justice system will be directly reported by PNC to the MoJ.								
However the YOT will report their figure for local reporting purposes until the official outturn is produced.								
Target will be to maintain current performance against current target of 234. However it is expected that a continued decrease of new entrants will take place.								
	2008/09	2009/2010	2010/2011	2011/2012	2012/2013	2013/2014	2014/2015	2015/2016
Halton Target	239	237	234	234	234	234	234	234
Halton Actual	211	174	130*					
% Change	10.9%	24.1%	35.9%					
Benchmarking: ( provided by Cheshire Police)								
All England	75,094	58,412	42,732					
Northwest	10,530	8,138	5,990					
Relevant Statistical Neighbour <sup>13</sup>	N/A	N/A	N/A					
Supporting Commentary & Target Rationale (2011 / 2012 Onwards):								
<p>First Time Entrants was a Youth Offending Team National Indicator (NI 111) until March 2011. The official figures are published by the Ministry of Justice in October of each year. Therefore the 2010/11 outturn is provisional at this stage.</p> <p>We have seen “spectacular” decreases since 2008-09 (38.4% 08/09 to 10/11 provisional), which in turn follows a reduction from the 2005 (364) baseline figure of 64.3%.</p> <p>Provisional data for 2010/11 shows a steady reduction on the 2009/10 figure and we aim to maintain this reduction in 2011/12 and for the foreseeable future.</p>								

<sup>13</sup> This could be from regional or family benchmarking data.

## APPENDIX 1 - SAFER HALTON

Use of Custody (New Measure)								
<b>Placeholder 2012/13</b>	Lead Partner Agency:		Youth Offending Team (MoJ)					
	Responsible Officer:		Lisa Blanchard/Gareth Jones					
	Good is:		Lower Figure					
	Brief Description / Indicator Purpose:							
		<p>Use of Custody – the use of custody transparency indicator came into effect on the 1st April 2011.</p> <p>The indicator uses the number of custodial sentences given in court to young people aged 17 years or younger presented as a rate per 1,000 young people in the 10 to 17 local general populations.</p> <p>At this stage, the latest general population figures are for the calendar year 2010 so throughout 2011/12, this indicator data will be provisional and the figures will be finalised at the end of the financial year when the 2011 general population figures are available.</p>						
	2008/09	2009/2010	2010/2011	2011/2012	2012/2013	2013/2014	2014/2015	2015/2016
Halton Target	New Measure			Baseline Year	TBA	TBA	TBA	TBA
Halton Actual								
<b>Benchmarking:</b>								
All England	N/A	N/A	N/A	N/A				
Northwest	N/A	N/A	N/A	N/A				
Relevant Statistical Neighbour <sup>14</sup>	N/A	N/A	N/A	N/A				
<b>Supporting Commentary &amp; Target Rationale (2011 / 2012 Onwards):</b>								
<p>This is a new measure established to look at the number of custodial sentences given per 100,000 young people (10-17 years) in 2010/11 and therefore there is no baseline figure.</p> <p>As well as the above, locally the YOT are compiling data in 2011/12 around the number of beds and bed nights used each quarter as this may become a budgetary cost that the authority will need to meet (See above graph). The data compiled in 2011/12 will become the baseline year for future targets.</p> <p>Once the baseline for the number of custodial sentences is established for 2011/12 targets will be set for future years.</p>								

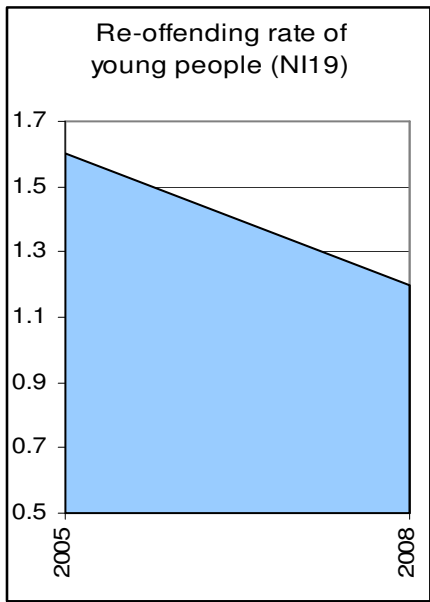
<sup>14</sup> This could be from regional or family benchmarking data.

## APPENDIX 1 - SAFER HALTON

Reduce the proportion of individuals within the Navigate cohort whose offending is substance misuse related. New								
<b>Placeholder Measure – 2012/13</b>	Lead Partner Agency:		Navigate Team/ New Service Provider					
	Responsible Officer:		John Davidson/Steve Eastwood					
	Good is:		Reducing proportion					
	Brief Description / Indicator Purpose:							
To reduce the proportion of individuals within the Navigate cohort who continue to demonstrate offending behaviour related their substance misuse. The Police and Drug Team are working together to reduce this.								
	2008/09	2009/2010	2010/2011	2011/2012	2012/2013	2013/2014	2014/2015	2015/2016
Halton Target					TBA and agreed with new Provider			
Halton Actual								
<b>Benchmarking:</b>								
All England	New local indicator – No comparable data available.							
Northwest								
Relevant Statistical Neighbour <sup>15</sup>								
<b>Supporting Commentary &amp; Target Rationale (2011 / 2012 Onwards):</b>								
Reporting would be on a quarterly basis and we would use the 'trigger offences' to define substance misuse. The leads for this indicator would be the Navigate Team and the new substance misuse service. The service is not due to commence until January 2012 and therefore reporting will not commence until 2012/13. Targets will be linked to the service specification and outcomes for this new service.								

<sup>15</sup> This could be from regional or family benchmarking data.

## APPENDIX 1 - SAFER HALTON

Reduce the Re-offending rate of young offenders (Formerly NI 19) NEW														
<b>Placeholder measure for 2012/13</b>	Lead Partner Agency:		Youth Offending Team											
	Responsible Officer:		Gareth Jones / Lisa Blanchard											
	Good is:		Lower rate											
	<b>Brief Description / Indicator Purpose:</b>													
<p>Rate of proven re-offending by young offenders (frequency rate after 9 months). The reoffending rate is expressed as the average number of offences per young person in the youth justice system. Halton 2005 and 2008 data only available at this time.</p> <p>The YOT have now ceased reporting on the old NI19 – Reoffending Rate of Young Offenders. From April 2011, a new unified reoffending measure will be reported to the Ministry of Justice directly from Police National Computer data</p> <p>In its place the YOT aim's to work closely with young people on the Integrated Offender Management (IOM) scheme to reduce the rate of re-offences.</p>														
 <table border="1"> <caption>Re-offending rate of young people (NI19)</caption> <thead> <tr> <th>Year</th> <th>Rate</th> </tr> </thead> <tbody> <tr> <td>2005</td> <td>1.6</td> </tr> <tr> <td>2008</td> <td>1.2</td> </tr> </tbody> </table>									Year	Rate	2005	1.6	2008	1.2
Year	Rate													
2005	1.6													
2008	1.2													
	2008/09	2009/2010	2010/2011	2011/2012	2012/2013	2013/2014	2014/2015	2015/2016						
Halton Target	N/A	N/A	N/A	Baseline Year	To be determined once baseline is established									
Halton Actual	N/A	N/A	N/A											
<b>Benchmarking:</b>														
All England	N/A	N/A	N/A											
Northwest	N/A	N/A	N/A											
Relevant Statistical Neighbour <sup>16</sup>	N/A	N/A	N/A											
<b>Supporting Commentary &amp; Target Rationale (2011 / 2012 Onwards):</b>														
<p>Children and young people who break the law are dealt with quite differently than adult offenders. Those under the age of 18 require different kinds of sentences and support services to help prevent them re-offending.</p> <p>The YOT will track those young people who entered the Integrated Offender Management (IOM) Cohort between 1<sup>st</sup> January to 31<sup>st</sup> March 2011 to measure re-offending rates, including frequency and seriousness 12 months prior to nomination and 12 months following nomination.</p> <p>The YOT will also build a separate cohort which will include all young people sentenced to Referral Orders, Youth Rehabilitation Order's or released on Custodial Licence during the same period using the same counting method. We can then compare the 2 cohorts and provide further analysis.</p>														

<sup>16</sup> This could be from regional or family benchmarking data.

## APPENDIX 1 - SAFER HALTON

Reduce Serious Acquisitive Crime (Formerly NI 16)									
<p><b>Reduce Serious Acquisitive Crime (Formerly NI 16)</b></p> <p>2,500 2,000 1,500 1,000 500 0</p> <p>2008/2009 2009/2010 2010/2011</p> <p>Halton Actual All England North West Halton Target</p>			Lead Partner Agency:	Police					
			Responsible Officer:	Inspector Dave Gordon/ Kathryn Cain Cheshire Constabulary					
			Good is:	A lower rate					
			Brief Description / Indicator Purpose:						
<p>This measure covers the following acquisitive crime rates;</p> <ul style="list-style-type: none"> <li>- Domestic burglary</li> <li>- Theft of motor vehicle</li> <li>- Theft from motor vehicle</li> <li>- Robbery (personal and business)</li> </ul> <p>It is calculated as follows:            Number of recorded serious acquisitive crimes/total population x 1,000</p>									
	2008/09	2009/2010	2010/2011	2011/2012	2012/2013	2013/2014	2014/2015	2015/2016	
Halton Target			1820	1629	To maintain and reduce the number of incidents from the 2010/11 baseline.				
Halton Actual	2248	1738	1629						
<b>Benchmarking: (From Cheshire Police)</b>									
All England	863731	761533	721274						
Northwest	123867	105102	89886						
Relevant Statistical Neighbour -									
<b>Supporting Commentary &amp; Target Rationale (2011 / 2012 Onwards):</b>									
As previously reported the reduction of serious acquisitive crime remains a key priority with activities undertaken to address the various elements.									
2010/11 Information									
Serious Acquisitive Crime	2007/2008	2008/2009	2009/2010	2010/2011	Overall reduction				
Recorded crime	1968	2246	1738	1629	-17.2% (4 years) -6.7% (last year)				
	2009/2010	2010/2011	Difference						
Domestic Burglary	598	540	9.7%						
Theft OF motor vehicle	326	266	18.4%						
Theft FROM Motor vehicle	721	712	1.2%						
Robbery	104	109	4.8%						

## APPENDIX 1 - SAFER HALTON

Reduce Assault with Injury crime rate (Formally NI 20)									
<p><b>Reduce Assault with Injury crime rate (Formally NI 20)</b></p> <p>Y-axis: 0 to 1,200 (per 1,000 population)</p> <p>X-axis: 2008/2009, 2009/2010, 2010/2011</p> <p>Legend: Halton Actual (blue bar), All England (green bar), North West (cyan bar), Halton Target (yellow diamond)</p>			Lead Partner Agency:	Police					
			Responsible Officer:	Inspector David Gordon/ Kathryn Cain Cheshire Constabulary					
			Good is:	Lower rate					
			<b>Brief Description / Indicator Purpose:</b>						
This is the number of 'assaults with less serious injury' (including racially and religiously aggravated) offences per 1,000 population as a proxy for alcohol related violent offences.									
This is an APACS indicator: SPI 5.3 Assaults with less serious injury rate.									
	2008/09	2009/2010	2010/2011	2011/2012	2012/2013	2013/2014	2014/2015	2015/2016	
Halton Target			1206	979	To maintain and reduce the number of incidents related to this from the 2010/11 baseline.				
Halton Actual	1172	1061	979	439 Includes Qtr 1 & Q2					
<b>Benchmarking: (From Cheshire Police)</b>									
All England	357689	340204	314204						
Northwest	46480	42476	39132						
Relevant Statistical Neighbour <sup>17</sup>									
<b>Supporting Commentary &amp; Target Rationale (2011 / 2012 Onwards):</b>									
This measure is not intended to focus solely on "public place" violence. There is acknowledgement that this measure will include assaults as a result of domestic violence, and a proportion of these will involve alcohol.									
NI 20 Assault with Less Serious Injury previously reported									
Assault with Less Serious Injury	2007/2008	2008/2009	2009/2010	2010/2011	Overall reduction				
Recorded crime	1269	1172	1061	979	-22.9% (4 years) -7.7% (last year)				

<sup>17</sup> This could be from regional or family benchmarking data.



# **The Sustainable Community**

## **Strategy for Halton**

**2011 - 2016**

**Mid-year Progress Report**

**01<sup>st</sup> April – 30<sup>th</sup> Sept 2011**


























<b>Document Contact (Halton Borough Council)</b>	Hazel Coen (Divisional Manager Performance & Improvement) Municipal Buildings, Kingsway Widnes, Cheshire WA8 7QF <a href="mailto:hazel.coen@halton.gov.uk">hazel.coen@halton.gov.uk</a>
--	--





This report provides a summary of progress in relation to the achievement of targets within Halton's Sustainable Community Strategy 2011 - 2016.

It provides both a snapshot of performance for the period 01<sup>st</sup> April 2011 to 30<sup>th</sup> September 2011 and a projection of expected levels of performance to the year-end.

The following symbols have been used to illustrate current performance as against the 2011 target and as against performance for the same period last year.

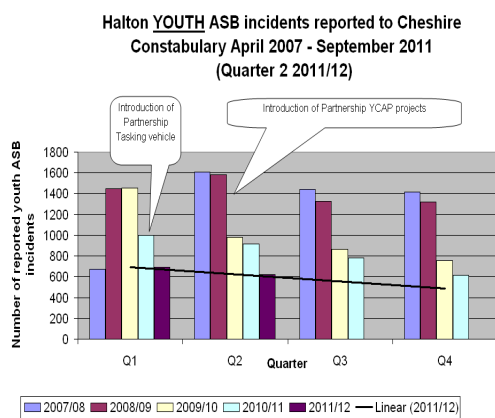
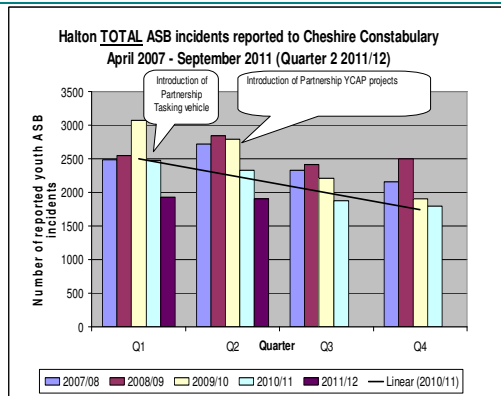
	Target is likely to be achieved or exceeded.		Current performance is better than this time last year
	The achievement of the target is uncertain at this stage		Current performance is the same as this time last year
	Target is highly unlikely to be / will not be achieved.		Current performance is worse than this time last year

Page	Ref	Descriptor	2011 / 12 Target	Direction of travel
5	SH 1	Reduce Actual Number of ASB incidents recorded by Cheshire Police broken down into youth and adult incidents		
6	SH 2	Reduce the number of Arson incidents (NI33)		
8	SH 3	Reduced perception by residents of antisocial behaviour (NI 17)		
10	SH 4	Safeguarding Children: Reduce the Number of Young People who repeatedly run away in Halton (NEW 2011)		
11	SH 5	Vulnerable Adults – Safeguarding: Increase the percentage of VAA Assessments completed within 28 days		
12	SH 6	Reduce repeat incidents of domestic abuse within the MARAC Cohort (NI32)		
13	SH 7	a) Increase the % of successful completions (drugs) as a proportion of all in treatment (over 18)		
14		b) Increase the % of successful completions (Alcohol) as a proportion of all in treatment (over 18)	Placeholder 2012/13	New Measure
15	SH 8	a) Reduce the number of individuals representing within 6 months of discharge (Drugs) NEW 2011		N/A
16		b) Reduce the number of individuals representing within 6 months of discharge (Alcohol)	Placeholder 2012/13	New Measure
17	SH 9	Reduce the rate of young people (0-18) admitted to hospital due to substance misuse (will include alcohol)	N/A	New Measure
18	SH 10	Reduce Alcohol related hospital admissions (NI 39)		

Page	Ref	Descriptor	2011 / 12 Target	Direction of travel
19	SH 11	Reduce the re-offending rates of repeat offenders (RO's in the Navigate IOM scheme) (Formerly NI 30)	Data Available Qtr 4	New Measure
20	SH 12	Reduce the number of first time entrants to the Youth Justice System (formerly NI111).	Data Available Qtr 4	Revised Measure
21	SH 13	Use of Custody (NEW 2011)	Data Available Qtr 4	New Measure
22	SH 14	<b>Placeholder New Measure:</b> Reduce the proportion of individuals within the Navigate cohort who's offending is substance misuse related.	Placeholder 2012/13	New Measure
23	SH 15	Reduce the re-offending rate of young offenders (Formerly NI 19)	Placeholder 2012/13	New Measure
24	SH 16	Reduce serious acquisitive crime (Formally NI16)		
26	SH 17	New Revised Measure: Reduce Assault with Injury crime rate (Formerly NI 20)		

SCS / SH1

Reduce Actual Number of ASB incidents recorded by Cheshire Police broken down into youth and adult incidents



2010/11 Actual	2011/12 Target	2011/12 Qtr 2	2011/12 Qtr 4	Current Progress	Direction of Travel
8489	8065	3827			

**Data Commentary:**

Actual number of antisocial behaviour (ASB) incidents reported to the Cheshire Police, cumulatively in the year.  
1925 (Q1)  
1902 (Q2).

**Performance Commentary:**

Numbers continue to reduce each quarter when compared to 2010/11. Total ASB is down this quarter by 18.54% (433 less incidents), youth related ASB is down by 13.83% (100 less incidents). ASB Numbers have reduced consistently each quarter since Q2 of 2009/10 (9 quarters).

**Summary of Key activities taken or planned to improve performance:**

Recent analysis undertaken by the Community Safety Partnership has identified significant reductions in ASB during the summer holiday period of 2011/12 when compared with the same period during 2010/11. The reductions have been linked directly to several services which were delivering the service during the specific days / times where reductions have been identified. These services include VRMZ, CRMZ, HUB, Catch 22 and the Partnership Tasking Vehicle. Youth ASB numbers reduced during this period alone by **38.58%** – this equates to 260 less incidents (or potential victims) over a two month period.

SCS / SH2

Reduce the number of Arson incidents (NI33)

Deliberate Fires as at End Q2 Halton 2010/11 - 11/12		2010/11	2011/12	2011/12	2011/12	Current	Direction
		Actual	Target	Qtr 2	Qtr 4	Progress	of Travel
Primary		8.09	8.13	3.77		✓	↑
Secondary		44.66	43.81	20.87		✓	↑
Total		52.75	51.94	24.64		✓	↑
<b>Data Commentary:</b>							
<p>Data relates to all fire incidents deemed to have been caused by deliberate ignition, between 1 April and 30 September 2011. It is the number of deliberate :</p> <p>(i) primary and</p> <p>(ii) secondary fires per 10,000 population.</p> <p>This is an APACS indicator: SPI 7.1 deliberate fires.</p> <ul style="list-style-type: none"> <li>• Deliberate fire is any fire where the cause of fire is suspected non-accidental.</li> <li>• Primary fire is any fire involving casualties OR any fire involving property (including non-derelict vehicles) OR any fire where at least 5 fire appliances attend.</li> <li>• Secondary fires are reportable fires that were not involving property; were not chimney fires in buildings; did not involve casualties; were attended by four or fewer appliances. An appliance is counted if either the appliance, equipment from it or personnel riding in it, were used to fight the fire. Derelict building or derelict vehicle fires are secondary fires.</li> </ul>							
<b>Performance Commentary:</b>							
<p>Incidents of deliberate fires have decreased by 19.1% at the end of quarter 2 compared to the same period in 2010/11.</p> <p>This equates to 5.8% for NI33i Deliberate Primary Fires and 21.1% for NI33ii Deliberate Secondary Fires. Comparatively, Cheshire as a whole has seen a 12.3% decrease.</p> <p>Currently, performance for both of these indicators is positively under target year to date</p> <p>Cheshire FRS is part of the CFOA Family Group 4, formed of fire and rescue services from England, Wales and Northern Ireland. Originally, membership was decided by grouping 'similar' fire services based upon factors such as population, deprivation, risk profiles and incident volumes.</p> <p>Of the 18 Services in the group, Cheshire is ranked 12<sup>th</sup> in terms of population size, with 1<sup>st</sup> representing the highest volume.</p> <p>Although Average values cannot be given at present, as at the end of Q1 201/12, Cheshire FRS were ranked 4<sup>th</sup> and 10<sup>th</sup> for deliberate primary and secondary fires respectively.</p>							

**Summary of Key activities taken or planned to improve performance:**

The direction of travel for the reduction of deliberate fire incidents in Halton is excellent and has been achieved through a wide-ranging 'toolbox' of intelligence led arson reduction activities and excellent partnership working. The 'arson reduction toolbox' comprises of youth engagement activities including; RESPECT, the Phoenix Project, Fire Cadets, Princes Trust and the Runcorn Community Garden (additional information can be provided on these activities if required). A report is completed for every deliberate fire incident in the borough which is sent to a 'single point of contact' (SPOC) in the Police.



Each of the stations in Halton (Runcorn and Widnes) produce a monthly arson report to identify trends and peaks in arson activity which is shared with partners from the Borough Community Safety Team. Areas of high activity are reported to the Halton 'Tasking and Coordination' Group in order to have a multi-agency approach to the problem; recent successes have been in the Dundalk Road area of Widnes. Each of the stations has dedicated 'arson routes' which are reviewed monthly to encompass the areas of greatest anti-social fire activity; the crews patrol the areas in their fire appliances to act as a deterrent and provide reassurances to the community.

A number of recent arrests and convictions for arson related activities in the borough has had a positive effect on the number of arson related incidents in Halton.

Looking forward developing activities for the future we are discussing innovative ways to address the issues of deliberate fires; these include the concepts of additional diversionary activities such as Halton On Line Gaming Championships, utilising social media and computer gaming – to be held over the Halloween and Bonfire Period; discussions to introduce the concept of community bonfires within Halton providing local community based events over the bonfire period; the concept and development of Phoenix Cadets – this is an addition to the current Phoenix Project in Halton to extend the Fire Cadets out to primary age children in schools within the community.

SCS / SH3

## Reduced perception by residents of antisocial behaviour (NI 17)

2010/11 Actual	2011/12 Target	2011/12 Qtr 2	2011/12 Qtr 4	Current Progress	Direction of Travel
24.4 (2008/09) Latest available	Reduce to North West average Average 22.9%	17%			

**Data Commentary:**

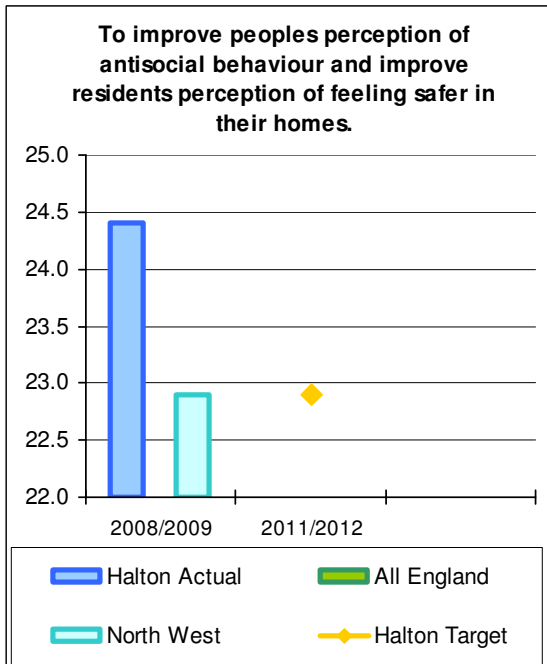
Local Measures focusing on perceptions of antisocial behaviour, which combines responses to seven questions about antisocial behaviour.

Local authorities are a key partner agency with the police in tackling ASB and have responsibilities to prevent ASB. They are an applicant agency for anti-social behaviour orders (ASBOs); they lead on housing-related ASB, tackling litter/graffiti, and are responsible for licensing of premises and in securing and designing environments to reduce likelihood of alcohol-fuelled disorder and ASB.

**Performance Commentary:**

From the 2011 resident's survey a figure for NI17 is 17%. However this comes with a number of caveats.

- It cannot be directly compared to the 2008 place survey, carried out by MORI, due to changes in methodology between the two surveys. Therefore should now act as a benchmark figure for future resident surveys
- There is no North West comparison figure available and is unlikely to be in the future. This is because there is no statutory requirement for Local Authorities to collect NI17 information.

**Summary of Key activities taken or planned to improve performance:**

In the absence of a nationally prescribed survey (previously the Place Survey), work has been progressed in quarter 3 to establish a more locally focused survey to capture community perceptions and satisfaction levels. This residents survey undertaken in October 2011 includes the following questions:

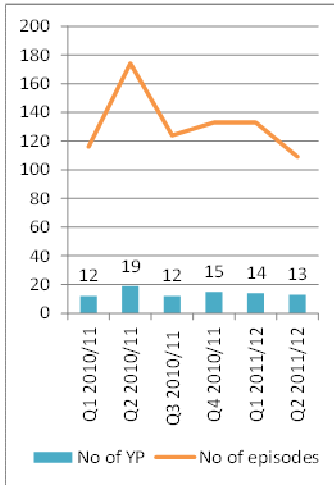
- 1) How much of a problem respondents feel 'Teenagers hanging around the streets' 'Vandalism, graffiti and other deliberate damage to property and vehicles' 'People using or dealing drugs' 'abandoned or burnt out cars' and 'people being drunk or rowdy in public spaces' to be a very big or fairly big problem within their local area

- 2) Respondents experience of the above in the last 12 months
- 3) How safe respondents feel 'inside your home' 'in your local area during the day' and in your local area after dark'
- 4) Confidence in the police in respondent's local area.

It is intended to undertake future surveys every two years. In addition to the resident's survey measures, the previous NI 17 (Reduced perception of antisocial behaviour) measure will also be reported and to inform perceptions of anti-social behaviour. It will then be determined as to whether future targets will be set based on NI 17 or a selection of indicators as established and a baseline captured in 2011.



SCS / SH4

**Safeguarding Children: Reduce the Number of Young People who repeatedly run away in Halton (New Measure)**

Quarter	No of missing from home	No episodes for home	No of missing from care	No episodes for care	No COCA missing	No episodes for COCA
Q1 2010/11	1	5	11	110	8	89
Q2 2010/11	7	32	19	122	9	85
Q3 2010/11	5	37	7	85	2	17
Q4 2010/11	4	21	11	112	9	25
Q1 2011/12	2	15	12	122	8	78
Q2 2011/12	3	32	7	77	9	31

2010/11 Actual	2011/12 Target	2011/12 Qtr 2	2011/12 Qtr 4	Current Progress	Direction of Travel
18 Young People – 465 episodes	17 young people – 428 episodes	13			

**Data Commentary:**

The Children and Family Commissioning Partnership Board of the Children's Trust has agreed a target for both the Children's Safeguarding Board and Safer Halton Partnership Board. This target will be an 8% reduction in the number or recorded episodes of repeated runaways. This target will be reviewed in April 2012.

This will be analysed by

- Children in residential and foster care
- Children running away from their home

Children from other Local Authorities who are placed within Halton

**Performance Commentary:**

Significant reductions have been recorded across the last two quarters of 2011/12

**Summary of Key activities taken or planned to improve performance:**

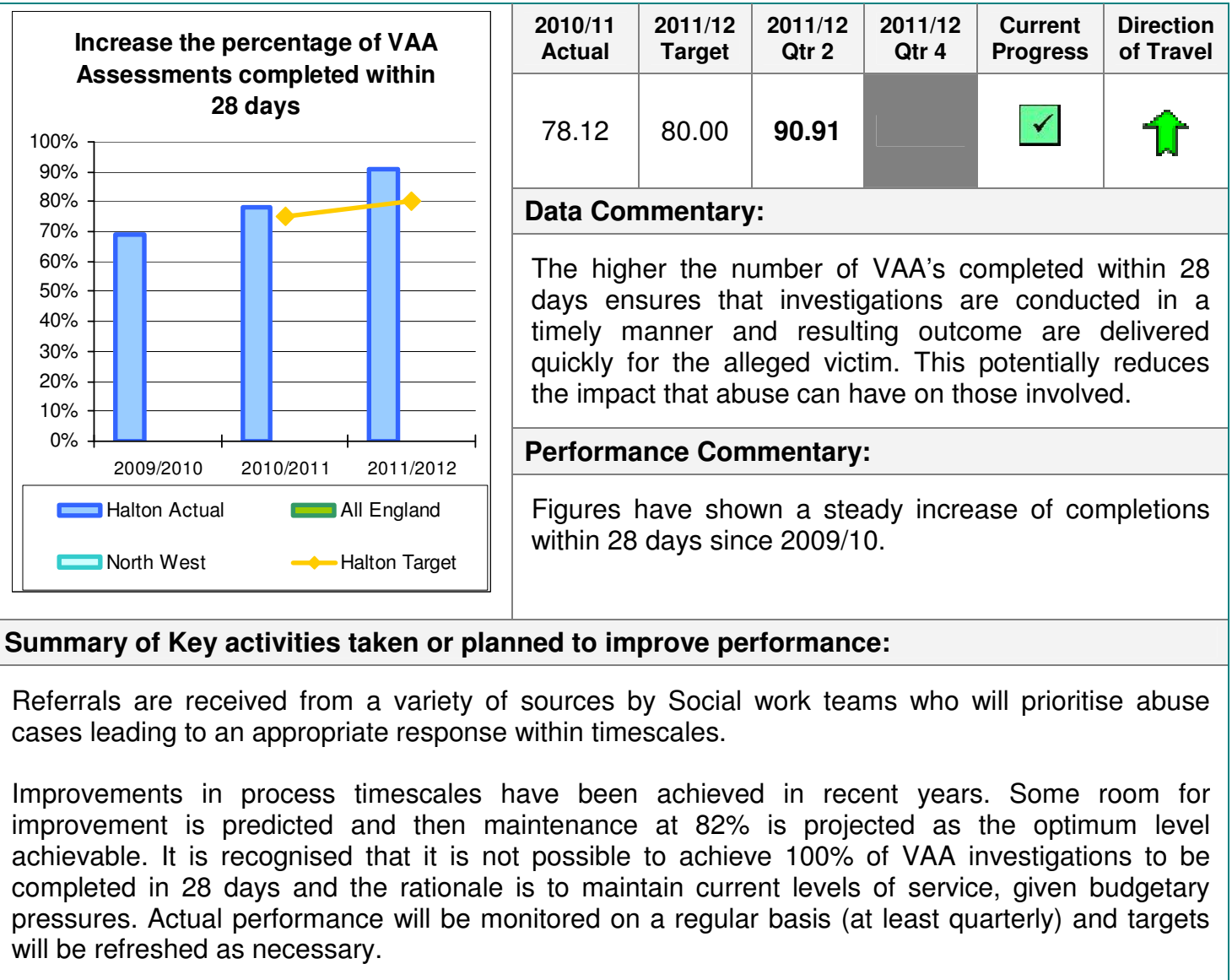
The missing from home service deals with young people who have been notified as missing from home or from care. The performance framework was reviewed in April 2011 and now has the current outcomes:

- Reduce the number of 'repeated' occasions Children and Young people report missing from either care homes / foster care or from the home environment.
- Support the development, health and wellbeing of Children and Young People by providing stable foster care and care home provision.
- Improve the identification of Children and Young People suffering from sexual exploitation who have run away from either care homes / foster care or from the home environment and ensure access to specialist support services.
- Increase the number of service users engaged in the development of the service.
- Promote and raise awareness of the 'triggers' of running away from care homes / foster care and from the home environment to Children and Young People.

In order to measure this aim the number of young people who run away on more than 3 occasions during a 90 day period will be captured along with the number of episodes as shown above.



SCS / SH5

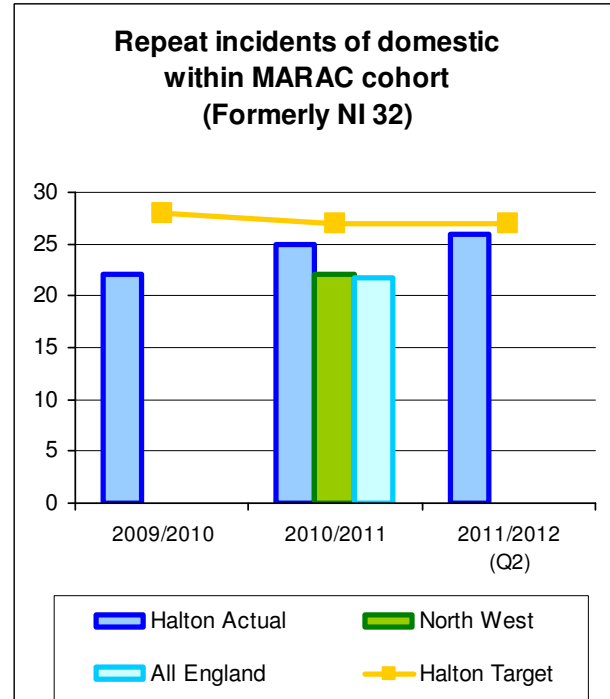
**Vulnerable Adults – Safeguarding: Increase the percentage of VAA Assessments completed within 28 days.**



SCS / SH6

Reduce repeat incidents of domestic abuse within the MARAC Cohort (NI32 )

2010/11 Actual	2011/12 Target	2011/12 Qtr 2	2011/12 Qtr 4	Current Progress	Direction of Travel
25	27	26%			



Data Commentary:

This measure is intended to measure the repeat incidents of the highest risk cases of domestic violence.

For the purposes of this indicator, a repeat case occurs when a case that is reviewed at a MARAC has also been seen or reviewed at the same MARAC or a different MARAC within the same Local Area Agreement within the preceding 12 months (from the review). Each repeat case will also be counted each time it is reviewed in a given 12 month period (i.e. If a case first comes to MARAC in January and then is reviewed in February and July this will count as two repeats). If a case was reviewed at a different MARAC outside of the Local Area Agreement within the preceding 12 months, this will not be counted as a repeat.

Performance Commentary:



It is anticipated that this target will be achieved, however, the number of repeat incidents is higher than last year.

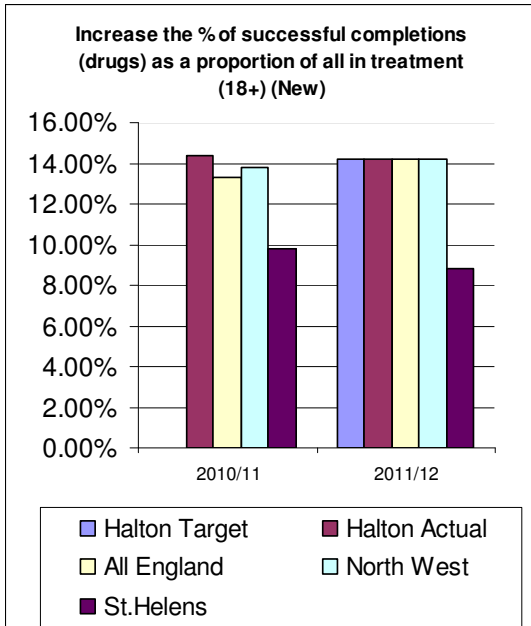
A higher rate can however can indicate that more agencies are able to identify a repeat victim and that victims have the confidence to disclose further incidents possibly suggesting a good experience of MARAC for the first time.

Summary of Key activities taken or planned to improve performance:

Multi-Agency Risk Assessment Conferences (MARACs) focus on high risk victims of DV as indicated through the use of risk assessment tools. By sharing information, agencies get a better picture of victims' situations and so develop responses that are tailored to the needs and goals of individual victims and their children. Safe information-sharing also allows agencies to manage the perpetrator in ways that reduce risk. The aim of the MARAC is to jointly construct and implement a risk management plan that provides professional support to all those at risk and that reduces the risk of harm and to reduce repeat victimisation.

**SCS / SH7<sup>1a</sup>** Increase the % of successful completions (Drugs) as a proportion of all in treatment (18+)  
New Measure

	2010/11 Actual	2011/12 Target	2011/12 Qtr 2	2011/12 Qtr 4	Current Progress	Direction of Travel
	14.4%	Above NW average 14.23%	<b>14.18%</b>			
<b>Data Commentary:</b>						
Data is provided by the National Treatment Agency (NTA) monthly successful completions reports for partnership and regional/ national levels for quarter 2 (Apr – Sep 2011)						
<b>Performance Commentary:</b>						
The target has been set to achieve performance above the North West Average. It is intended to review this after 12 months, once the new provider is firmly in place and performance is established.						
The figure of 14.18% for Halton represents 82 successful completions out of a total in treatment of 578 in the previous 12 month rolling period						



**Summary of Key activities taken or planned to improve performance:**

The new Substance Misuse Service, provided by CRI, commenced on the 1<sup>st</sup> February. It is anticipated that following implementation of their 'foundations for recovery' model of delivery, performance will continue to exceed that of the national average.

<sup>1</sup> SCS / SH7a is also replicated under Healthy Halton as SCS / HH 11a

**SCS / SH7<sup>2b</sup>** Increase the percentage of successful completions (Alcohol) as a proportion of all in treatment (over 18)

	2010/11 Actual	2011/12 Target	2011/12 Qtr 2	2011/12 Qtr 4	Current Progress	Direction of Travel
Placeholder 2012/13	New Indicator		Baseline to be established		Placeholder 2012/13	New measure
	<b>Data Commentary:</b>					
	The aim of this service is to increase the % of successful completions as a proportion of all people in treatment for an alcohol addiction. It is a measure of how successful the Tier 3 Community Service is, in treating alcohol dependency and ensuring that the in-treatment population does not remain static.					
	<b>Performance Commentary:</b>					
This new service will be established in 2012/13. Targets will then be set following the collection of data in year 2012/13 and a baseline established.						

**Summary of Key activities taken or planned to improve performance:**

Following a robust and comprehensive competitive tender process, the new Substance Misuse Provider in Halton 'CRI' commenced service delivery on 1st February 2012. Work is underway to embed the service and to support CRI to deliver quality, recovery orientated interventions which put the service user at the centre of their recovery journey rather than being a passive recipient of care.

Key Stakeholders will be invited to a 'meet and greet' event in February 2012 to enable the wider partnership to learn more about the new Substance Misuse Service.

<sup>2</sup> SCS / SH7b is also replicated under Healthy Halton as SCS / HH 11b.

SCS / SH8a

**Reduce the number of individuals re-presenting within 6 months of discharge (Drugs)**  
**[New Measure]**

	2010/11 Actual	2011/12 Target	2011/12 Qtr 2	2011/12 Qtr 4	Current Progress	Direction of Travel															
<div data-bbox="81 450 636 1088"> <p><b>Reduce the number of individuals re-presenting within 6 months of discharge (Drugs)</b></p> <table border="1"> <caption>Data for Chart: Reduce the number of individuals re-presenting within 6 months of discharge (Drugs)</caption> <thead> <tr> <th>Period</th> <th>Halton Actual</th> <th>All England</th> <th>St. Helens</th> <th>Halton Target</th> </tr> </thead> <tbody> <tr> <td>2010/2011 (Q2)</td> <td>~6.5</td> <td>~13</td> <td>-</td> <td>-</td> </tr> <tr> <td>2011/2012 (Q2)</td> <td>~12.5</td> <td>~13</td> <td>~16</td> <td>~13.5</td> </tr> </tbody> </table> </div>	Period	Halton Actual	All England	St. Helens	Halton Target	2010/2011 (Q2)	~6.5	~13	-	-	2011/2012 (Q2)	~12.5	~13	~16	~13.5	New Indicator	13.1%	12.5%		<input checked="" type="checkbox"/>	N/A
Period	Halton Actual	All England	St. Helens	Halton Target																	
2010/2011 (Q2)	~6.5	~13	-	-																	
2011/2012 (Q2)	~12.5	~13	~16	~13.5																	
<b>Data Commentary:</b>																					
<p>Target based on remaining below the All England average. Data reported above is based on a 12 month rolling basis. 48 Individuals completed treatment; out of the cohort of 48, 6 individuals re-presented within six months – this equates to 12.5%.</p> <p>This provides an indication of the numbers of individuals who have left treatment and are managing to sustain their recovery in the longer term.</p> <p>However, it is important to note that as the number of individuals in the cohort completing treatment is relatively small (reflective of the population size of Halton), a small increase in numbers of individuals re-presenting can have a large effect on the % re-presenting.</p>																					
<b>Performance Commentary:</b>																					
<p>During the period October 2010 – September 2011, 48 Halton individuals completed treatment. Out of the cohort of 48, six individuals re-presented within six months – this equates to 12.5%. This indicates that 87.5% of individuals managed to sustain their recovery as they did not re-present following discharge from treatment.</p> <p>In comparison to the National picture, Halton is better performing. The national percentage for individuals re-presenting within six months of completion of treatment is 13%.</p>																					
<b>Summary of Key activities taken or planned to improve performance:</b>																					
<p>The new Substance Misuse Service, provided by CRI, commenced on the 1<sup>st</sup> February. It is anticipated that following implementation of their ‘foundations for recovery’ model of delivery, performance will continue to exceed that of the national average.</p>																					

SCS / SH8b Reduce the number of individuals re-presenting within 6 months of discharge (Alcohol)  
[New Measure]

	2010/11 Actual	2011/12 Target	2011/12 Qtr 2	2011/12 Qtr 4	Current Progress	Direction of Travel
	New Indicator	Baseline to be established	<b>Refer to comment</b>		Placeholder 2012/13	New measure
Placeholder 2012/13	<b>Data Commentary:</b>					
	<p>This new service will be established in 2012/13. Targets will then be set following the collection of data in year 2012/13 and a baseline established.</p> <p>Data not currently collected on a national basis, this is a local measure.</p> <p>This provides an indication of the numbers of individuals who have left treatment at the Tier 2/3 Community Service 'CRI' and are managing to sustain their recovery in the longer term.</p>					
	<b>Performance Commentary:</b>					
<p>This measure is a measure of how successful the Tier 3 Community Service is, in treating alcohol dependency and ensuring that there has been sufficient focus on sustaining treatment gains.</p>						

**Summary of Key activities taken or planned to improve performance:**

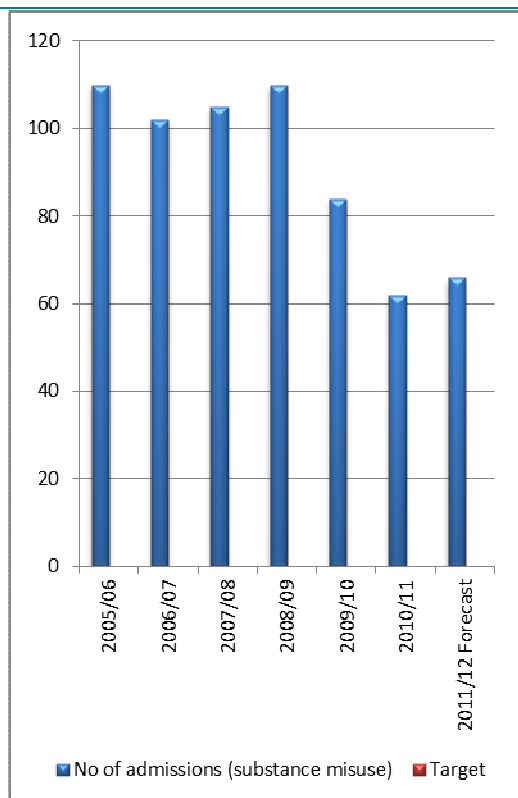
Following a robust and comprehensive competitive tender process, the new Substance Misuse Provider in Halton 'CRI' commenced service delivery on 1st February 2012. Work is underway to embed the service and to support CRI to deliver quality, recovery orientated interventions which put the service user at the centre of their recovery journey rather than being a passive recipient of care.

Part of the treatment offer involves the Provider ensuring that there are aftercare arrangements in place to support the Service User once they leave the service. This includes periodic contact, an aftercare plan and information re mutual aid and self help groups.

Key Stakeholders will be invited to a 'meet and greet' event in February 2012 to enable the wider partnership to learn more about the new Substance Misuse Service.

SCS / SH9

Reduce the rate of young people (0-18) admitted to hospital due to substance misuse (will include alcohol)



2010/11 Actual	2011/12 Target	2011/12 Qtr 2	2011/12 Qtr 4	Current Progress	Direction of Travel
1277	1213 (- 5 %)			N/A	New measure

**Data Commentary:**

Q2 data not available. This indicator measures the percentage of the hospital admissions for 0-16 years olds where substance misuse is coded as reason for admission per 10,000.

Data currently subject to query as targets set against previous data provided, however data accuracy has been called into question. This performance therefore is being presented for the first time and target setting will need to be revisited to ensure targets are appropriate.

**Performance Commentary:**

Forecast performance represents a slight increase on the previous year, however the general trend remains lower than had previously been seen.

**Summary of Key activities taken or planned to improve performance:**

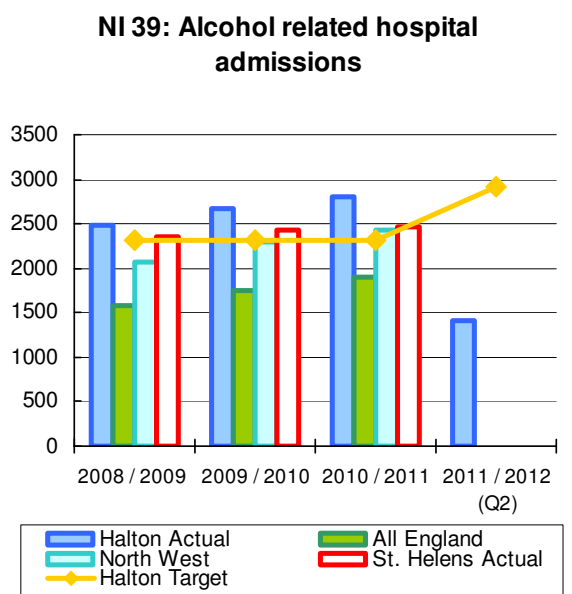
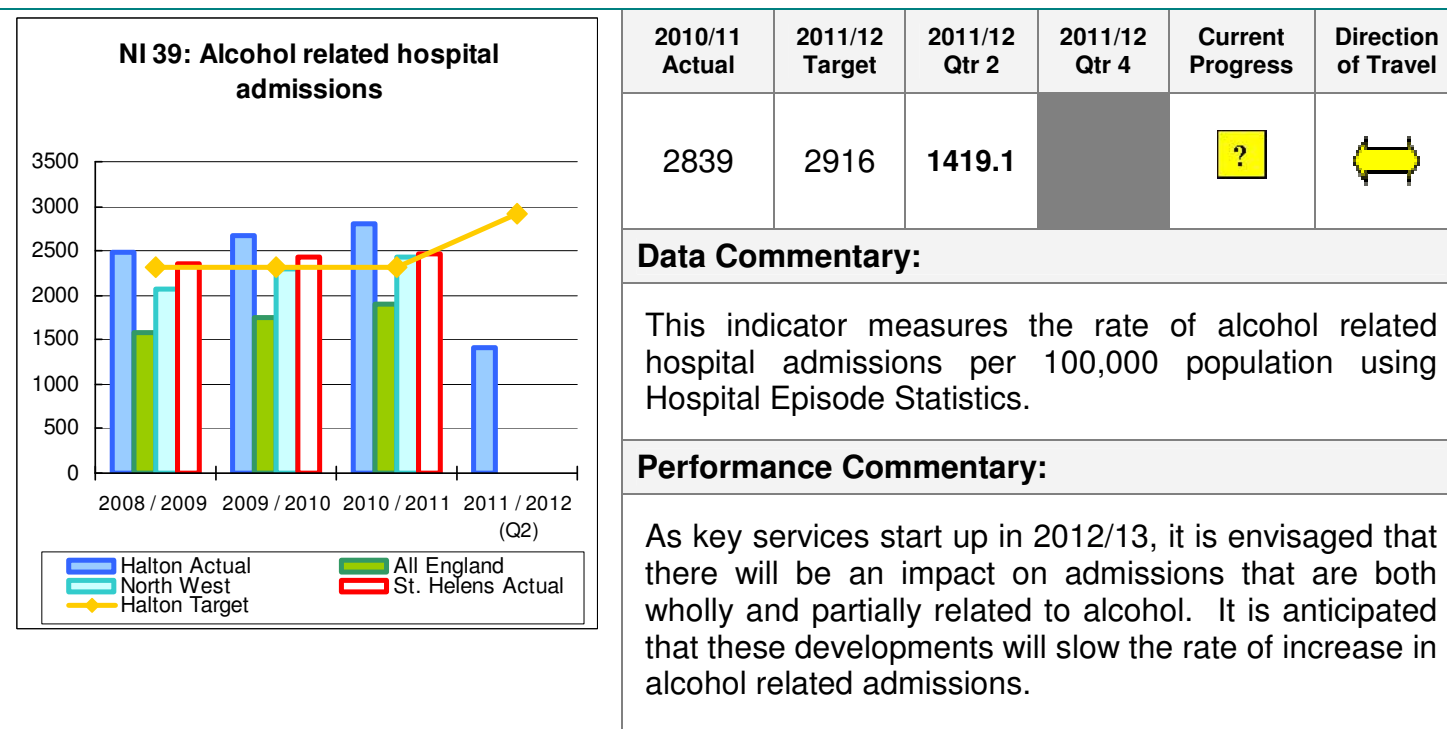
There are a number of developments to interventions Halton has implemented around this indicator including restructuring the specialist treatment service, developing treatment processes to ensure current treatment plans are aimed towards successful transition back into education, employment, training and recovery. The mobile outreach service (VRMZ) is actively engaging with young people in 'hotspot' areas, who currently do not access services. A wide range of provision will be delivered from this mobile service including a range of drug and alcohol interventions.

We have built upon the specialist treatment and targeted outreach services for young people in Halton by ensuring a range of interventions are available and increased the number of young people successfully completing treatment are engaging in positive activities.

We have establish effective links with acute wards and A&E to ensure all young people admitted due to self-harm or overdose are aware of specialist treatment services. Young people have been involved in reviewing and designing marketing and information materials to target young people at risk of misusing alcohol.

In partnership with Mentor UK and Young Addaction we have trained key voluntary and community groups in carrying out brief interventions with young people who have disclosed alcohol misuse. Through the Skills for Change programme we are delivering projects in high schools aimed at children and young people affected by substance misuse.



SCS / SH10<sup>3</sup> Reduce Alcohol related hospital admissions (NI 39)**Summary of Key activities taken or planned to improve performance:**

- A programme of Identification and Brief Advice (IBA) Training for key frontline professionals is being rolled out across the borough. The aim is to ensure that advice is on offer for people who would benefit from reducing their drinking, alcohol problems are identified earlier and that there is a referral to treatment services for those requiring more intense support.
- An innovative, new, integrated, recovery orientated substance misuse treatment service commenced service delivery on 01 February 2012. Considerable investment has been made to increase capacity and modernize treatment services, allowing us to change the way in which we tackle alcohol and drug related problems. The service will not only address drinking or drug taking behaviours but will aim to identify and tackle underlying causes and ensure that factors which help increase a person's chances of getting and staying well are enhanced. For example, does the service user have a job, a safe place to live, robust family relationships and feel included within the community? Support and advice will be on offer for service users and their families and the wider partnership will be engaged to explore and tackle cross cutting themes, including safeguarding and social inclusion.
- Alcohol Liaison Nursing (ALN) Services are being developed in Whiston and Warrington Hospitals. The Alcohol Liaison Nursing Service will be established to provide high quality, evidence based alcohol treatment at the Emergency Departments and on hospital wards. The service will bridge the gap between inpatient admission and community treatment by providing the opportunity for acute hospital patients to be given an alcohol intervention and education on their alcohol use and, for those who need it, the opportunity to be fast-tracked to appropriate community services. The services will avoid unnecessary admissions and enhance the care given to people who regularly attend hospital for alcohol related harm.
- A Review of the Tier 4 Alcohol Treatment Service is underway at the Windsor Clinic Mersey care on behalf of Halton & St Helens and NHS Mersey. There is a requirement to ensure that service provision for very complex and vulnerable cases are aligned with the new, recently commissioned, community based Tier 2/3 Recovery Services.

<sup>3</sup> SCS / SH10 is also replicated under Healthy Halton as SCS / HH 1

**SCS / SH11 Reduce the re-offending rates of repeat offenders (RO's in the Navigate IOM scheme) (Formerly NI 30)**

	2010/11 Actual	2011/12 Target	2011/12 Qtr 2	2011/12 Qtr 4	Current Progress	Direction of Travel
New Measure.	New Indicator	PPO: 40% reduction. RO: 4% reduction shift in offence type	<b>Refer to comment</b>		Data Available Qtr 4	New Measure
	<b>Data Commentary:</b>					
	There is no Q2 information available as the measure is changing soon.					
	<b>Performance Commentary:</b>					
Police Officers and the designated Probation staff continue to undertake regular prison visits to those offenders on the Navigate Scheme.						

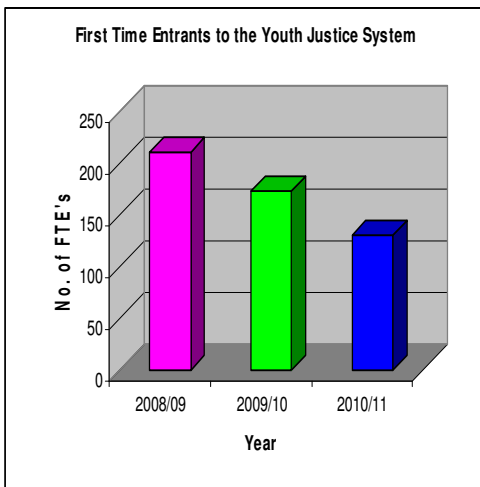
**Summary of Key activities taken or planned to improve performance:**

The principal intention behind this indicator is to enable local areas to monitor performance of their Prolific and other Priority offenders (PPO).

PPO schemes in reducing re-offending amongst their PPOs. It is recognised that annual reductions in rates of offending vary with the length of time an offender has been on the scheme - in other words, it is reasonable to expect PPOs recently taken on to a scheme to show a more significant reduction in their offending over their first year on a scheme compared with an offender who has been on a scheme for 12 months, and who has already shown a steep reduction in his or her offending. The methodology for measuring this indicator allows for such factors to be taken into account.

SCS / SH12

Reduce the number of first time entrants to the Youth Justice System (formerly NI111).



2010/11 Actual	2011/12 Target	2011/12 Qtr 2	2011/12 Qtr 4	Current Progress	Direction of Travel
130	234	117		Data available Qtr 4	Revised Measure

**Data Commentary:**

From April 2011 this measure will be reported by Police National Computer (PNC) to Ministry of Justice (MoJ) who will publish the figures.

Latest figures published by the MoJ are for the period July 2010 – June 2011 = 117

**Performance Commentary:**

This is no longer a Youth Offending Team (YOT) measure. However we have agreed locally from April 2012 to look at the number of first time entrants coming through the YOT system each quarter by outcome type.

For those cases which went through the Court system, we will analyse further the reasoning behind these decisions and what routes of diversion were sourced and report back to the Management Board our findings

Another element of reducing First Time Entrants is whether diverting young people away from the Criminal Justice System is effective and Halton & Warrington Youth Offending Team (HWYOT) currently operates the Divert Scheme.

We will also monitor all those young people referred to the Divert Scheme between the period 1<sup>st</sup> January - 31<sup>st</sup> March 2012 to track their offending activity during 12 months from point of referral and provide updates quarterly. Those who have offended, further analysis will take place and a reported back to the Board.

**Summary of Key activities taken or planned to improve performance:**

A gap was created in prevention services within Halton when the Youth Inclusion Support Programme (YISP) ceased to be funded in March 2011. It is too early to say at this time whether this will negatively impact on future FTE figures.

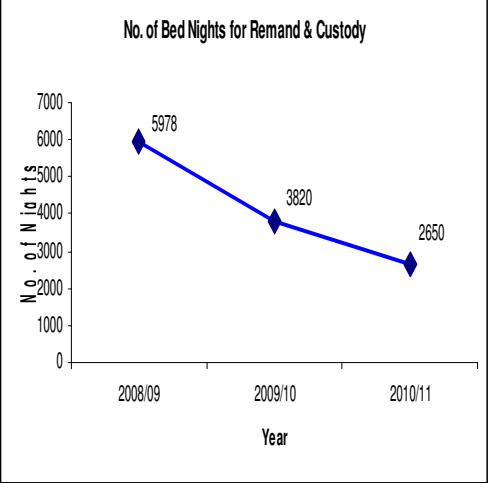
However in April 2011 due to the success of the YISP, the commissioners of HBC and the YOT funded two Prevention Posts that are based within the CRMZ.

Referrals are received primarily from IWST and Police to provide interventions to young people and their families covering a large spectrum of identified prevention concerns including ASB, Parenting, Teenage Pregnancy, Engagement in School and Family related issues.

The YOT also operate a Divert Project which was set up as one of 6 pilots in November 2009, the

aim of the project is to ensure that Children and Young People with mental health problems, speech and communication difficulties, learning disabilities and other problems such as family or social issues get the help they need at the point of arrest to prevent entrance into the youth justice system.

### SCS / SH13 Use of Custody (New Measure)

No. of Bed Nights for Remand & Custody	2010/11 Actual	2011/12 Target	2011/12 Qtr 2	2011/12 Qtr 4	Current Progress	Direction of Travel								
 <table border="1"> <caption>No. of Bed Nights for Remand &amp; Custody</caption> <thead> <tr> <th>Year</th> <th>No. of Nights</th> </tr> </thead> <tbody> <tr> <td>2008/09</td> <td>5978</td> </tr> <tr> <td>2009/10</td> <td>3820</td> </tr> <tr> <td>2010/11</td> <td>2650</td> </tr> </tbody> </table>	Year	No. of Nights	2008/09	5978	2009/10	3820	2010/11	2650	New measure	Baseline to be established	Refer to comment		Data available Qtr 4	New measure
Year	No. of Nights													
2008/09	5978													
2009/10	3820													
2010/11	2650													
<b>Data Commentary:</b>														
<p>This is a new measure for 2011/12 established to look at the number of custodial sentences given per 100,000 young people (10-17 years) in 2010/11 and therefore there is no baseline figure.</p> <p>Data will be finalised at year end when 2011 general population figures become available.</p>														

#### Performance Commentary:

As well as the above, locally the YOT are compiling data in 2011/12 around the number of beds and bed nights used each quarter as this may become a budgetary cost that the authority will need to meet (See above graph). The data compiled in 2011/12 will become the baseline year for future targets.

Once the baseline for the number of custodial sentences is established for 2011/12 targets will be set for future years.

#### Summary of Key activities taken or planned to improve performance:

The new national measure will look at the number of custodial sentences given per 1,000 young people (10-17 years) in each area taken from the Office of National Statistics mid year estimates.

However, locally we propose to also look at the number of beds and bed nights each quarter, as this could have significant cost implications to the local authorities if the funding stream was changed.

**SCS / SH14** Reduce the proportion of individuals within the Navigate cohort who's offending is substance misuse related. (Placeholder New Measure)

	2010/11 Actual	2011/12 Target	2011/12 Qtr 2	2011/12 Qtr 4	Current Progress	Direction of Travel
	New Indicator	TBA	Refer to comment		Placeholder 2012/13	New Measure
Placeholder 2012/13	<b>Data Commentary:</b>					
	To reduce the proportion of individuals within the Navigate cohort who continue to demonstrate offending behaviour related their substance misuse. The Police and Drug Team are working together to reduce this.					
	<b>Performance Commentary:</b>					
	Service not due to commence until January 2012 and reporting will not commence until 2012/13.					

**Summary of Key activities taken or planned to improve performance:**

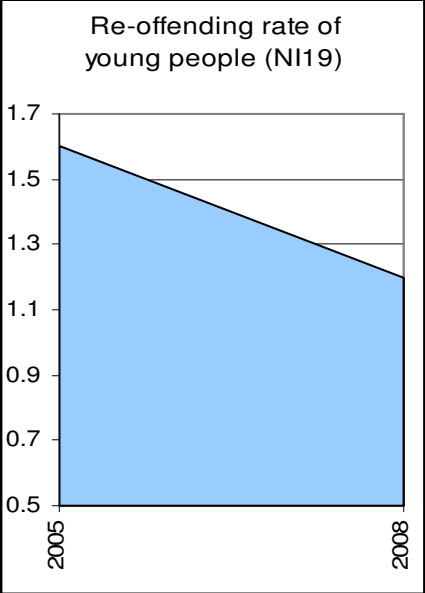
The leads for this indicator would be the Navigate Team and the new substance misuse service.

The service is not due to commence until January 2012 and therefore reporting will not commence until 2012/13.

Targets will be linked to the service specification and outcomes for this new service.



SCS / SH15

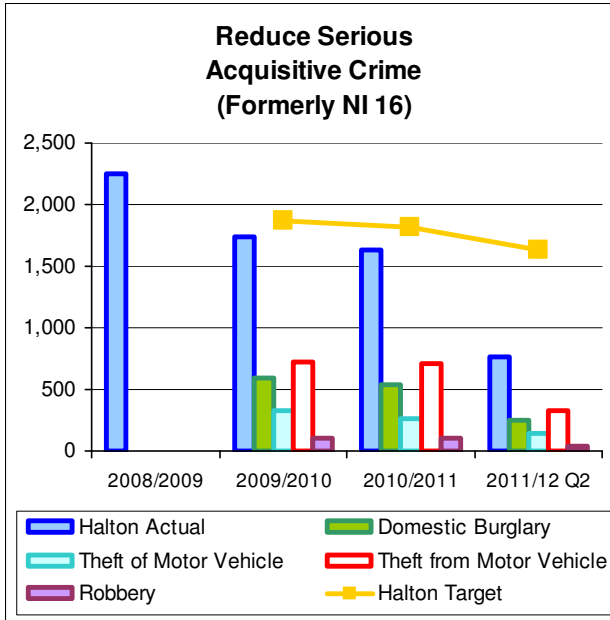
Reduce the re-offending rate of young offenders (Formerly NI 19)

	2010/11 Actual	2011/12 Target	2011/12 Qtr 2	2011/12 Qtr 4	Current Progress	Direction of Travel						
 <p>Re-offending rate of young people (NI19)</p> <table border="1"> <caption>Re-offending rate of young people (NI19)</caption> <thead> <tr> <th>Year</th> <th>Rate</th> </tr> </thead> <tbody> <tr> <td>2005</td> <td>1.6</td> </tr> <tr> <td>2008</td> <td>1.2</td> </tr> </tbody> </table>	Year	Rate	2005	1.6	2008	1.2	New measure	Baseline to be established	Refer to comment		Placeholder 2012/13	New measure
Year	Rate											
2005	1.6											
2008	1.2											
<b>Data Commentary:</b>												
<p>The YOT have now ceased reporting on the old NI19 – Reoffending Rate of Young Offenders. From April 2011, a new unified reoffending measure will be reported to the Ministry of Justice directly from Police National Computer data</p> <p>In its place the YOT aim’s to work closely with young people on the Integrated Offender Management (IOM) scheme to reduce the rate of re-offences.</p>												
<b>Performance Commentary:</b>												
<p>Rate of proven re-offending by young offenders in IOM cohort to be agreed with the Safer Halton Partnership once a baseline is established. The YOT will track people who entered the Integrated Offender Management (IOM) cohort between January 1<sup>st</sup> to March 31<sup>st</sup> 2011 to measure re-offending rates including frequency and seriousness 12 months prior to nomination.</p>												
<b>Summary of Key activities taken or planned to improve performance:</b>												

SCS / SH16

Reduce serious acquisitive crime (Formally NI16)

	2010/11 Actual	2011/12 Target	2011/12 Qtr 2	2011/12 Qtr 4	Current Progress	Direction of Travel
	1629	1629	757 (6.41, rate per 1000)			
<b>Data Commentary:</b>						
<p>This measure covers the following acquisitive crime rates;</p> <ul style="list-style-type: none"> <li>- Domestic burglary</li> <li>- Theft of motor vehicle</li> <li>- Theft from motor vehicle</li> <li>- Robbery (personal and business)</li> </ul> <p>It is calculated as follows:            Number of recorded serious acquisitive crimes/total population x 1,000</p>						
<b>Performance Commentary:</b>						
The serious acquisitive crime rate has slightly decreased compared to Quarter 2 last year.						



### Summary of Key activities taken or planned to improve performance:

The reduction of serious acquisitive crime remains a key priority with activities undertaken to address the various elements.

- Integrated Offender Management (IOM)

The cohort comprises of 47 offenders. During quarter two three offenders have gained employment, two have entered training, six have had CVs completed and three offenders have secured accommodation.

Police Officers and the designated Probation staff continue to undertake regular prison visits to those offenders on the Navigate Scheme.

- Car key Burglary

A new ANPR camera has been funded by the SHP and installed on Netherley Road. The camera provides crucial intelligence on the border with Merseyside to assist in investigation and bringing car key burglars and robbers to justice.

- Burglary day of Action in Appleton ward

The Community Safety Team delivered a Respect Week campaign during the school summer holidays in the Appleton ward (highest ward for ASB) of Widnes. As part of the summer RESPECT week, a burglary day of action was carried out with over 200 homes receiving door-to-door crime reduction advice, 96 Smartwater kits were installed and 40 bike marking kits. The day of action targeted the problematic streets where incidences of house and shed break-ins had occurred.

All vulnerable victims of burglary (including repeats) in Halton receive a Cheshire Constabulary Safer Homes Burglary victim assessment and Smartwater kit. All persons identified as being "Vulnerable" are also signposted to other partners e.g Age Concern, Housing, Homewatch, Alleygates etc.

- Business Robbery - Violence in the workplace

All Business Robberies during the 6 month period are jointly visited by Environmental Health and the Crime Reduction Officer. Particular focus is given to cash handing procedures, alarms, staff training, opening and closing procedures and CCTV are reviewed.



- Rogue Traders / Doorstep Crime

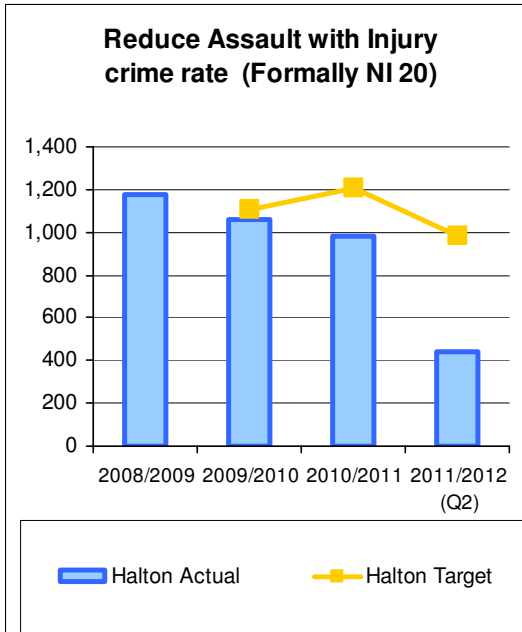
"Daily" intelligence is assessed by the Community Safety Team in respect of force wide doorstep scams and modus operandi's. The Community Safety Team then works with Consumer Direct (Trading Standards) to monitor Halton incidents and review local incidents. The project is carefully monitored due to the nature and seriousness of the crime, unfortunately most victims tend to be elderly. Memocams (covert CCTV kits) have been funded by the SHP and we continue to ensure that all elderly victims of such crime receive appropriate advice, technology (lifeline / CCTV) and referrals to other support and welfare services. Additionally, all 710 members of I-CAN (Community Alert Network / Homewatch) including the local newspapers receive information about the scams.



SCS / SH17

Reduce Assault with Injury crime rate (Formerly NI 20) New Revised Measure

	2010/11 Actual	2011/12 Target	2011/12 Qtr 2	2011/12 Qtr 4	Current Progress	Direction of Travel
	979	979	439			
<b>Data Commentary:</b>						
<p>This is the number of 'assaults with less serious injury' (including racially and religiously aggravated) offences per 1,000 population as a proxy for alcohol related violent offences.</p> <p>This is an APACS indicator: SPI 5.3 Assaults with less serious injury rate.</p>						
<b>Performance Commentary:</b>						
The number of recorded assaults with less serious injury has continued to reduce over time.						



### Summary of Key activities taken or planned to improve performance:

This measure is not intended to focus solely on “public place” violence. There is acknowledgement that this measure will include assaults as a result of domestic violence, and a proportion of these will involve alcohol. The reduction of assault with injury remains a key priority with activities undertaken to address the various elements:

- Operations Ford & Clio (Police Night Time Economy checks)

Operation Ford & Clio are funded by the Community Safety Team and tackle alcohol related disorder in the town centre areas of Halton. The team comprises of licensing enforcement and Operational Police officers who are led by the operational group to tackle problematic and hot spot areas by providing a uniformed Police presence

- Drugs Dogs Operations (Police Drugs Operations)

These specifically targeted operations are conducted regularly to deter and prevent the use of illegal substances in our licensed premises and involve a team of Police officers along with a specially trained sniffer dog and handler to undertake an ad hoc visit to premises in the borough.

- CCTV fit for purpose checks (CCTV minimum standards)
- Alcohol related Stops (Young People) & Section 27 “Direction to Leave” for 48 hours.
- Operation Staysafe

Operation Stay Safe is a partnership initiative to address issues of vulnerable young people out on our streets late at night, in an attempt to reduce anti-social behaviour and to protect young people from becoming victims of crime or entering the judicial system. The operation looks to reunite young people under the age of 18yrs at a place of safety with their appropriate carer or guardian. During the 6 months 1374 young people have received brief intervention advice and 30 have been taken to

a place of safety for further assessment and parenting advice and support.

- Under age alcohol sales prevention; Advisory and Compliance visiting, Proxy and Test purchasing operations.

Over 170 advisory and compliance visits have been made since April 2011. These visits are built upon in the Responsible Retailing scheme.

Age Verification by Challenge 21/25 procedures are undertaken on both on and off licensed premises. Since April 2011, 46 test purchases resulted in only one failure.

Proxy purchasing by adults on behalf of young people is targeted by partnership operations between the Police and the Alcohol Enforcement Officer. In two operations since April 2011, no offences have been detected but proxy purchasing remains significant problem and difficult to prevent and detect.

- Responsible Retailers Scheme (standards based - off-license underage sales training)

The Responsible Retailer scheme is an educational input delivering good practice procedures available to all off and on licensed premises. The Scheme ensures that staff involved in the sale of alcohol are fully aware of the legislation and their responsibilities under law to ensure that every step is taken to avoid sale to customers under age. Over 70 premises have received the input, including an initial target list of 27 premises identified as being at high risk of under-age sales.

- Educational inputs to Young people.

- ARCANGEL (Cheshire's standards based approach for Towns and Premises)

In 2011 4 licensed premises have been identified as complying with the minimum standards and are fully supportive of the accreditation scheme.

- Joint Operations with UKBA

- Pubwatch

- Operation ICED

Regular training is delivered to door security staff to identify false and fake identification.

<b>REPORT TO:</b>	Safer, Policy and Performance Board
<b>DATE:</b>	13 March 2012
<b>REPORTING OFFICER:</b>	Strategic Director – Children and Enterprise
<b>PORTFOLIO:</b>	Children Young People and Families
<b>SUBJECT:</b>	Tackling ‘Troubled Families’ – Initial Plans
<b>WARDS:</b>	Borough-wide

## **1.0 PURPOSE OF THE REPORT**

- 1.1 To outline Government proposals for tackling troubled families and the Council’s initial plans for delivering this new initiative in Halton.

## **2.0 RECOMMENDATION: That Executive Board**

1. Notes the Government’s initiative for troubled families.
2. Support the Council’s initial response to troubled families listed in paragraph 4.
3. Requests a further report once consultation has been undertaken with key partners on the delivery of the ‘Troubled Families’ programme, and after the initial analysis of the 375 troubled families calculated by Government as living in Halton.

## **3.0 SUPPORTING INFORMATION**

- 3.1 The Government has announced that almost £450 million has been made available in a cross-government drive to turn around the lives of 120,000 troubled families.
- 3.2 The money is being made available to local authorities to fund a national network of Troubled Family ‘Trouble-Shooters’ and family intervention projects. The trouble-shooters will oversee the programme of action in their area.
- 3.3 A new Troubled Families Team based within the Department of Communities and Local Government, headed by Louise Casey, has been established to join up efforts across Whitehall, provide expert help to local areas, and drive forward the strategy. It reports directly to Eric Pickles, Secretary of State.
- 3.4 It is estimated that troubled families cost the taxpayer an estimated £9 billion per year, equivalent to £75,000 per family. The initiative is intended to cut the costs of this to the state.

- 3.5 The Council believes that by co-ordinating public services for families with multiple problems across Runcorn and Widnes support can be provided more effectively and efficiently.
- 3.6 It appears the troubled families programme will build on existing work, rather than some new, separate initiative being bolted on. In Halton this means augmenting the 'Team Around The Family' approach in Widnes and Runcorn. It should enable us to scale up and broaden this work, particularly multiagency working
- 3.7 All agencies, central and local, will need to work closely together to get over some of the hurdles in delivering more co-ordinated and effective services, for example, in information sharing.
- 3.8 It will be challenging to achieve the 375 target by 2015 and success will depend on all public services in Halton and Government departments working closely together.
- 3.9 Local partners, such as health and the police will also need to contribute; they should realise the benefits such as fewer police call outs, and alcohol and drug related hospital visits. The initiative relies on Government Departments giving a strong message to their agencies about contributing.
- 3.10 The Government will make money available to local authorities to fund a national network of Troubled Family 'Trouble Shooters', or 'co-ordinators'.
- 3.11 The funds should help councils to co-ordinate different activities with troubled families across local areas.
- 3.12 The Criteria for defining a family as 'troubled' is still under development, that said, information so far suggests such a family would have the following characteristics:
  - Not be in work
  - Children not attending school
  - Children involved in crime and/or anti social behaviour

The 375 families calculated for Halton were based on an analysis from the 2005 Family and Children survey using the child welfare index and indicators of multiple deprivation; these include:

- No parent in work
- Poor quality housing
- No parent with qualifications
- Mother with Mental Health problems
- One parent with a long standing disability
- Low income
- Family cannot afford some food/clothing

3.13 We are requested to undertake the analysis in Halton to convert this indicative estimate into verified figures of 'real' troubled families, moreover:

- To estimate how many would achieve success criteria with current provisions by 2015
- To develop service redesign plans to expand provision to meet the needs of the remaining group of troubled families.
- To formulate a business case to match the 40% offer of funding by Government with a 60% local offer.
- Finally, we need to plan how we track outcomes. The initiative is based on payment by results
- £20k will be provided to fund this initial work (to be completed by the end of April 2012)

#### **4.0 THE COUNCIL'S INITIAL RESPONSE**

- 4.1 To undertake an analysis of and identify the 375 troubled families in Halton. This will need to be multi-agency, and be informed by Government criteria currently under formulation. Such information is not kept with any one agency.
- 4.2 To request Halton's Children's Trust, in collaboration with the Safer Halton Partnership, to oversee the programme through the establishment of a joint project group.
- 4.3 To develop a person specification and recruitment process for the Halton Troubled Families Co-ordinator (TFC) – the Government funded post that will have operational responsibility in each top level council area. The Government wants to see these in post by April 2012.
- 4.4 To place the TFC as a direct report to the Operational Director: Children's Organisation and Provision within the Children and Enterprise Directorate. It is anticipated that the TFC will work closely with both the Team Around the Family Manager for Halton and appropriate Community Safety, Adult, Youth Offending and Education staff.
- 4.5 To recommend that the Lead Member for Children and Young People's Services takes the lead for Troubled Families on behalf of the Council. Other participating agencies will need to nominate a lead of appropriate seniority.
- 4.6 To ensure that this latest Government initiative fits with the 'Work Programme' and Halton People Into Jobs.

#### **5.0 FINANCIAL IMPLICATONS**

- 5.1 The programme involves an initial start up grant of £20k; and a three year grant of £75k for the Troubled Families Co-ordinator, and 40% match funding for service delivery costs based on payment by results.

- 5.2 A full financial analysis for the programme will need to be developed between now and April 2012. The programme is underpinned by making cost savings.

## **6.0 IMPLICATIONS FOR THE COUNCIL'S PRIORITIES**

### **6.1 Children and Young People in Halton**

The troubled families' initiative is intended to address the crucial factors in children in disadvantaged settings not meeting their potential.

### **6.2 Employment, Learning and Skills in Halton**

The programme will be integrated with other employment/learning based initiatives.

### **6.3 A Healthy Halton**

A range of Health partners will need to contribute to the initial case analysis and service delivery.

### **6.4 A Safer Halton**

The troubled families programme will need to be integrated with Community Safety activities.

### **6.5 Halton's Urban Renewal**

Troubled families are a drain on public resources; a more targeted approach offers economic advantage.

## **7.0 RISK ANALYSIS**

The troubled families programme builds on Halton's 'Team Around the Family' Early Intervention work and that of Community Safety. It therefore augments current Council and partner work.

## **8.0 EQUALITY AND DIVERSITY ISSUES**

Narrowing the gap for the most disadvantaged, complex or problematic families is at the heart of the Council's anti poverty and equality work.

## **9.0 LIST OF BACKGROUND PAPERS UNDER SECTION 100D OF THE LOCAL GOVERNMENT ACT 1972**

- 9,1 None under the meaning of the Act.

<b>REPORT TO:</b>	Safer Policy and Performance Board
<b>DATE:</b>	13 <sup>th</sup> March 2012
<b>REPORTING OFFICER:</b>	Strategic Director, Communities
<b>PORTFOLIO:</b>	Health & Adults and Community Safety
<b>SUBJECT:</b>	Domestic Abuse and Sexual Violence
<b>WARDS:</b>	All

<b>1.</b>	<b>PURPOSE OF REPORT</b>
1.1	To update the Safer Halton Policy and Performance Board in relation to the activities being supported across the Borough in response to domestic abuse and sexual violence.
<b>2.</b>	<b>RECOMMENDATION</b>
	<b>That members of the Board:</b>
	<b>i) Consider and comment on any of the content of the report.</b>
<b>3.</b>	<b>SUPPORTING INFORMATION</b>
3.1	The Halton Domestic Abuse Forum consists of four key groups. These are: The Strategic Group; The Operational Group; The Service User Group and the MARAC (Multi-Agency Risk Assessment Conference). The MARAC is a forum where professionals discuss referrals relating to Domestic Violent incidents, the multi-agency group agrees strategies to address each circumstance. Together these groups make up the Halton Domestic Abuse Forum and address the following: Provides strategic guidance and tactical expertise to any other relevant groups within the domestic abuse remit; Devises, develops and implements action plans to provide/maintain sufficient effective and accessible support mechanisms for all parties involved in domestic abuse; Devises standards and performance indicators and builds a specific evaluation process into each development; Raises awareness of domestic abuse and related issues and aims to increase the reporting of such incidents, establishing their true scale in Halton; Liaises with other relevant bodies keeps up to date on national and international domestic abuse related initiatives and trends; Promotes appropriate training amongst key partner agencies; Consults with users to ascertain feedback on services and strives to develop and deliver high quality services that are centred and address local need.
3.2	Halton Survivors Group is a mixed group of survivors of both domestic abuse and/ or sexual violence consisting of both male and female victims. The purpose of the Halton Survivors Group is - To establish a strong working relationship with service providers within the Halton area; to

	highlight and promote good practice; to identify areas for development in maintaining a high level of accessible support for both men and women experiencing Domestic Abuse and Sexual Violence; to raise and maintain a high level of awareness and understanding of the impact of Domestic Abuse and Sexual Violence on children, families and individuals; to provide a voice for service users accessing Domestic Abuse and Sexual Violence services to help develop policies and enhance service provision.
3.3	Domestic Abuse and Sexual Violence are issues that affect young people. Ensuring that young people are able to identify abuse and have the knowledge and information available to them to enable them to make and identify healthy relationships is central to raising expectations both in males and females. Cronton 6 <sup>th</sup> Form College delivered a Domestic Abuse and Sexual Violence awareness raising event to 125 young people who attend Cronton College and circulated marketing information with local service provision access material. Cronton College have expressed a willingness to continue to work with and support the Halton Domestic Abuse Forum.
3.4	Domestic Abuse the effect on children and the impact on parenting workshop session was delivered with staff from Halton PCT (Primary Care Trust). The purpose of this was to encourage frontline practitioners to explore the impact of domestic abuse on children, how symptoms of domestic abuse in the home can manifest in children's behaviour, achievements, outcomes and health; to discuss compromised parenting and look at protective factors.
3.5	Providing bespoke workshops at partner agency events and conferences is part of the Halton Domestic Abuse Forums agenda to embed domestic abuse awareness across all agencies. Ensuring multi-agency staff are confident and equipped to raise the issue of domestic abuse with the service users they work with and care for.
3.6	In Halton, the Youth Offending Team recognises the importance of addressing domestic abuse and the wider implications associated with domestic abuse. They have two members of staff who can offer young offenders who are assessed and identified as being eligible to receive domestic abuse perpetrator focused work, staff are trained and accredited to work with perpetrators in this setting.
3.7	Halton & Warrington have carried out an audit looking at a sample of cases where domestic abuse and/or sexual violence have been identified as an issue in the core assessment. This was completed in conjunction with the Halton Domestic Abuse and Sexual Violence Coordinator. This audit identified a number of themes and common issues within cases which will inform further action and measures to address domestic abuse and sexual violence.
3.8	During the first three quarters of 2011-12, performance has improved, with MARAC having supported a total of 175 cases.



3.9	Specialist Domestic Violence Court has reported that 81% of cases had successful court outcomes, the same as quarter 3 last year. 42 cases were seen compared with 21 in quarter 3 last year.
3.10	Safe Place Project has been to set up a SARC (Sexual Assault Referral Centre) for Cheshire, Halton and Warrington. SARCs are a national initiative and care for people who have suffered rape or serious sexual assault and provides forensic medical examination, care and aftercare. They therefore have close links with domestic violence.
3.10.1	St Marys in Manchester was the first SARC in the country; they began offering a service for children 5 years ago. They now see 450+ children a year. The contract to provide SARC services across the 4 Cheshire LSCB (Local Safeguarding Children Board) areas began in April 2011.
3.10.2	Activity and performance is reported to the Cheshire SARC Management Board. The Management Board is comprised of local partners. Positive feedback on the service has been received from those accessing the service from across Cheshire. However, there are concerns as to how aware staff are of the services provided by the SARC as there have been no referrals regarding pre-pubertal children from Cheshire.
3.10.3	Following disclosure either the police or Children's Social Care should telephone the SARC. A decision will be made as to whether the child needs to be seen acutely or not, depending on what is in their best interests. Non-acute cases will be offered an appointment at the children's clinic. The Child Advocate will contact the child and family beforehand in preparation for the appointment. The Lead Professional should fax a referral form to the SARC to ensure staff have all relevant details. A Police Officer or Social Worker is expected to accompany the child. A Crisis Worker will see the child, familiarise them with the examination room, and focus upon them; a doctor will complete a child health assessment.
3.10.4	Referrals of children over 13 years of age go to RASASC (Rape and Sexual Assault Support Centre). RASASC and the SARC work in partnership. The safeguarding responsibility sits with the SARC who will ensure that RASASC follow up.
3.10.5	In order to overcome any cultural assumptions by practitioners of the work of the SARC, awareness raising sessions for staff across Cheshire have been arranged.
<b>4.</b>	<b>POLICY IMPLICATIONS</b>
4.1	The main policy areas are contained within the report.
<b>5.0</b>	<b>IMPLICATIONS FOR THE COUNCILS PRIORITIES</b>
5.1	<b>A Healthy Halton</b>

	<p>To remove barriers that disable people and contribute to poor health by working across partnership to address the wider determinants of health such as unemployment, education and skills, housing, crime and environment. Examples:</p> <ol style="list-style-type: none"> <li>1. Preventable cause of death</li> <li>2. Preventable cause of infant mortality</li> <li>3. Preventable cause of mental health</li> <li>4. Preventable cases presenting at A &amp; E</li> </ol>
5.2	<p><b>Employment, Learning and Skills in Halton</b></p> <p>To maximise an individuals potential to increase and manage their income and mange their income, including access to appropriate, supportive advice services assisting victims to develop better financial management skills and to address debt through appropriate sign posting.</p>
5.3	<p><b>Children and Young People in Halton</b></p> <p>Children and young people in Halton are emotionally, physically and sexually healthy and Children and young people will feel safe at home, in school and in their communities. For example, ensuring homes are healthy safe environments through offering support to parents and providing access for aftercare support for victims of sexual violence whether a child or young person.</p>
5.4	<p><b>A Safer Halton</b></p> <p>To understand and tackle the problem of domestic abuse in all its forms. For example, through ensuring adult victims have access to protective and supportive measures reduces the level of domestic incidents and the subsequent impact on the environment with regards to crime and ASB.</p>
6.0	<p><b>RISK ANALYSIS</b></p> <p>These are contained within the report.</p>
7.0	<p><b>FINANCIAL IMPLICATIONS</b></p>
7.1	<p>WNF (Working Neighbourhood Fund) will cease on the 31<sup>st</sup> March 2012. Options for alternative ways of providing services and funding existing services are being explored.</p>
8.0	<p><b>EQUALITY AND DIVERSITY ISSUES</b></p>
8.1	<p>A forced marriage is where one or both parties to the marriage do not consent. Forced marriage is a form of violence against women and raises concerns related to a number of human rights including the right to enter</p>

	into marriage only with free and full consent, the right to bodily and sexual integrity and the right to non-discrimination and equal protection in law. Rape is often a consequence of forced marriage.
8.2	There is currently no specific criminal offence of 'forced marriage.' The Forced Marriage (Civil Protection) Act 2007 provides a specific civil remedy – a Forced Marriage Protection Order – to prevent victims being forced into a marriage and to assist victims where a marriage has already taken place. In addition, many of the key behaviours typically associated with a forced marriage are already covered by existing criminal offences, for example: kidnapping, false imprisonment, harassment and assault.
8.3	The Government is consulting on whether a specific criminal offence of 'forced marriage' would help to combat forced marriage and provide better protection to victims. The government has already indicated that it intends to strengthen protection to victims by criminalising the breach of a FMPO Forced Marriage Protection Order. The consultation will seek views on how this can most effectively be achieved, close 30 <sup>th</sup> March 2012.
8.4	Currently it is not a criminal offence to breach an FMPO. A power of arrest may be attached to any section of the FMPO. Making breach of a FMPO a criminal offence will bring it in line with non-molestation orders under the Family Law Act 1996 and restraining orders under the Protection of Harassment Act 1997, a breach of which is a criminal offence.
8.5	It is important not to confuse a forced marriage, with an arranged marriage. Forced marriages exist where there is no free consent of both parties.
9.0	<b>LIST OF BACKGROUND PAPERS UNDER SECTION 100D OF THE LOCAL GOVERNMENT ACT 1972</b>
	None under the meaning of the Act.

**REPORT TO:** Safer Policy & Performance Board

**DATE:** 13<sup>th</sup> March 2012

**REPORTING OFFICER:** Strategic Director, Communities

**PORTFOLIO** Neighbourhood, Leisure & Sport /  
Health & Adults /  
Community Safety

**SUBJECT:** Scrutiny review of Anti Social Behaviour in the  
Private Rented Sector

**WARDS:** Borough

**1.0 PURPOSE OF REPORT**

1.1 The purpose of this report is to advise the Board on the outcomes from the PPB scrutiny review, to seek comments on the report attached as Appendix 1 and advise on the issues raised.

**2.0 RECOMMENDATION**

**It is recommended that the Board**

- (1) note the outcomes from the scrutiny review;**
- (2) comment on the report attached as Appendix 1; and**
- (3) Note that a further report detailing cost implications will be presented to the Policy and Performance Board in June and following this a similar report would be presented to the Executive Board.**

**3.0 SUPPORTING INFORMATION**

**3.1 Background**

3.1.1 The topic group was formed in response to a number of issues identified by Members relating to the private rented sector including poor property conditions, anti social behaviour caused by private tenants and absentee landlords who were reluctant to take action against tenants who caused problems. The group is chaired by Councillor Pamela Wallace.

3.1.2 The scrutiny review consisted of three meetings of the topic group which were also attended by relevant officers from Housing, Environmental Health and Community Safety disciplines who

responded to questions from Members. Members also visited Wirral to meet with their Housing Standards and Anti Social Behaviour Teams.

3.1.3 Members of the topic group have now made their recommendations and these are outlined within the Action Plan contained in Annex 4 of the attached PPB report, which also gives further details of the project and outcomes from meetings.

### 3.2 Issues

3.2.1 The topic group recommends that a zero tolerance approach to anti social behaviour, poor condition and rogue landlords be adopted in two areas of the Borough (West Bank and parts of Halton Lodge).

3.2.2 The recommendations include wider promotion of the Landlord Accreditation Scheme in an effort to boost the number of accredited landlords. Thought needs to be given as to how to effectively manage a possible large increase in the number of applications including undertaking internal inspections of the properties, since around 80% of the Landlord Accreditation Officer's time is currently spent administering the Bond Guarantee Scheme a service which prevents statutory homelessness.

3.2.3 Wirral's Landlord Accreditation Scheme accredits the property rather than the landlord and members of the topic group have recommended that Halton's scheme be changed to follow suit. Halton's current scheme requires that all of a landlord's portfolio of properties meets the required standards for that landlord to be accredited. If only one of their properties fail to meet these standards, accreditation for the landlord can be withdrawn and consequently it is in their interests to bring the property up to standard. Under a property accreditation scheme the landlord can choose which properties to put forward for accreditation while leaving their remaining properties in a sub standard condition.

3.2.4 One of the recommendations is to explore the possibility of bringing in additional staffing resources to support the project through either re-organisation of existing staff, secondment from another organisation, external funding bids, use of volunteers or graduate work experience. While it may be possible to use volunteers, careful thought would need to be given as to the type of work they could assist with given the technical nature of the work and this would need to be very sensitively handled in the current climate of potential redundancies. In line with the proposed Volunteer Policy any volunteer role profile developed would need to be approved by the Unions. At the time of writing officers have entered into discussions with Housing Associations with stock in the pilot areas with regard to the possibility of their staff providing support for the project.

4.0 **POLICY IMPLICATIONS**

4.1 A number of the proposals will require some changes to the Council's policy on housing and further clarification on data protection will be required.

5.0 **IMPLICATIONS FOR THE COUNCILS PRIORITIES**

5.1 **A Healthy Halton**

Poor housing conditions can have an adverse effect on health, consequently, improving the housing stock can bring about positive health benefits.

5.2 **Employment, Learning and Skills in Halton**

The topic group recommends that the possibility of additional staffing resources be explored to support delivery of the proposals, including considering the use of volunteers or through secondment, which, if successful, would present an opportunity for someone to gain valuable employment experience.

5.3 **Children and Young People in Halton**

Research suggests that poor housing conditions can have an adverse impact on educational attainment.

5.4 **A Safer Halton**

The topic group recommends that appropriate advice and support be given to private landlords whose properties are occupied by anti social tenants.

5.5 **Halton's Urban Renewal**

Improving housing conditions has a positive effect on the visual appearance of neighbourhoods.

6.0 **FINANCIAL/RESOURCE IMPLICATIONS**

6.1 Effective delivery of the recommendations of the topic group will have staffing implications and it is likely that a small budget will be required to hold a promotional event, produce additional promotional material for the Landlord Accreditation Scheme and undertake a survey of private landlords. Resource implications are explored more fully in section 5 of the report attached at Appendix 1.

7.0 **RISK ANALYSIS**

7.1 The private rented sector in Halton has grown considerably in recent years and in the current housing market conditions is providing a relatively affordable housing solution for households unable to secure mortgage finance due to high deposit requirements or access social rented housing due to long waiting lists. While the Council wants to ensure that the highest possible standards are

achieved in the sector through its enforcement role and the voluntary accreditation scheme, an approach that is too heavy handed could discourage potential growth in the sector thereby further limiting the housing options for Halton residents.

7.2 There is a risk that delivery of the recommendations could adversely impact on the delivery of other local authority functions including enforcement of air, noise and environmental quality and the statutory homelessness duty.

8.0 **EQUALITY AND DIVERSITY ISSUES**

8.1 An EIA has not yet been produced for the proposals but will be completed in due course and the outcome reported to June's Policy and Performance Board.

9.0 **LIST OF BACKGROUND PAPERS UNDER SECTION 100D OF THE LOCAL GOVERNMENT ACT 1972**

None under the meaning of the Act.



*Scrutiny Review of Anti Social Behaviour in  
the Private Rented Sector*

Draft Report  
January 2012



<b>Contents</b>	<b>Page</b>
Purpose of the report	
Introduction	
Evidence gathered	
Recommendations	
<b>Annexes</b>	<b>Number</b>

## 1.0 Purpose of the Report

The purpose of the report, as outlined in the initial topic brief (at *Annex 1*) is to:

- ◆ Gain an understanding of the powers available to local authorities to tackle poor condition, dereliction and anti social behaviour in the private rented sector.
- ◆ Examine the effectiveness of the approach to the private rented sector in Halton.
- ◆ Consider and make recommendations to the Safer Halton PPB on how best to improve standards and reduce levels of anti social behaviour in the sector.
- ◆ Raise awareness of the services offered in Halton in relation to enforcement and accreditation.

## 2.0 Introduction

### 2.1 Reason the report was commissioned

Since the recent decline of the housing market, the private rented sector is making an increasingly significant contribution to meeting housing need. This has been recognised at a national level with the publication of “The Private Rented Sector: its contribution and potential”<sup>1</sup> (known as the Rugg Review) which found that the sector catered for wide ranging needs, offering flexibility to professionals at one end of the scale and the only option for households unable to buy or access social rented housing at the other. The Halton Strategic Housing Market Assessment 2011 found that locally the sector has grown by around 46% since the 2001 Census and now makes up around 10% of the total housing stock, equating to 5,030 properties.

In the UK, the private rented sector is largely unregulated with currently no statutory registration scheme for private landlords. However, local authorities have powers to intervene if accommodation is found to be sub standard. They can also encourage improvements in the sector through voluntary accreditation schemes, which exists in Halton. As private rented accommodation tends to be in poorer condition than other sectors and the transient nature of households living in the sector can mean that anti social behaviour is more prevalent than in owner occupied stock, the rise in the sector is becoming an increasing cause for concern. Members are also concerned about the number of absentee landlords who frequently show little inclination to deal with problems caused by their tenants.

### 2.1 Policy and Performance Boards

---

<sup>1</sup> The Private Rented Sector: its contribution and potential: *Rugg, Julie and Rhodes, David; Centre for Housing Policy, The University of York, 2008*

This report was commissioned as a scrutiny working group for the Safer Halton Policy and Performance Board.

## 2.2 Membership of the Topic Group

Membership of the Topic Group included:

<b>Members</b>	<b>Officers</b>
Cllr Pamela Wallace (Chair) Cllr Shaun Osborne Cllr Mike Shepherd Cllr Sue Edge Cllr John Gerrard Cllr Ged Philbin Cllr Eddie Jones Cllr Kath Loftus Cllr Marie Wright	Paul McWade, Operational Director Complex Care and Commissioning Mike Andrews, Community Safety Manager John Tully/Rob Barnett, Group Solicitors Steve Williams, Commissioning Manager Yeemay Sung, Divisional Manager Regulatory Services Wendy Salisbury, Principal Enforcement Officer Lucy Willis, Landlord Accreditation Officer Joanne Sutton, Principal Policy Officer

## 2.3 Methodology Summary

This scrutiny review was conducted through a number of means:

- Regular meetings of the scrutiny review topic group;
- Attendance at a meeting of the Halton Private Landlords' Forum;
- Site visit to a local authority with a successful track record of dealing with Anti Social Behaviour, private sector dereliction and empty homes and liaison with private landlords.

## 3 Evidence gathered

3.1 The issue of anti social behaviour in the private rented sector is one which impacts upon a number of different local authority functions including Community Safety, Housing Enforcement, Landlord Accreditation and Legal Services. Consequently, officers from these disciplines were invited to attend meetings of the topic group to respond to Members' concerns and discuss alternative approaches and their contributions are described below.

### 3.2 Private Landlord powers to tackle anti social behaviour

3.2.1 The Community Safety Manager presented a report to the Safer Halton Policy and Performance Board on the 16<sup>th</sup> November 2010 regarding

the responsibilities that private landlords have to tackle anti social behaviour in their properties. The report outlined that as a general rule landlords cannot be held directly responsible for the behaviour of their tenants provided they have not “authorised” the anti social behaviour.

- 3.2.2 The main way in which private landlords can control the behaviour of their tenants is through inserting terms in the tenancy agreement which prohibit unacceptable behaviour, although they are not compelled to do so. Private rented properties are usually let as assured shorthold tenancies which offer very little security of tenure and, provided the initial tenancy period has expired (a minimum of six months) and the required notice has been served, the courts have no discretion but to order possession of the property upon application by the landlord. Should the landlord need to evict a problem tenant within the first six months of the tenancy s/he can seek possession using one of the grounds contained in Schedule 2 of the Housing Act 1988, most likely Ground 12 which offers a remedy where the tenant is in breach of the Tenancy Agreement.
- 3.2.3 The report also described local authority powers to tackle anti social behaviour in the private rented sector including Injunctions, Anti Social Behaviour Orders and Closure Orders. These are considered in more detail in the matrix of local authority intervention tools contained at Annex 2.
- 3.2.4 Currently, the Community Safety Team write to private landlords to offer help and advice if a problem with crime or anti social behaviour has been identified in one of their properties. If matters don't improve the Team take appropriate action against the tenant.
- 3.2.5 Members of the topic group discussed whether landlords could be compelled to include a clause in their tenancy agreements to prohibit anti social behaviour. However, there is no legal requirement to do so and local authorities have no jurisdiction over the tenancies offered by private landlords. One option, however, would be to make it a required criteria of the Landlord Accreditation Scheme, although it was acknowledged that this would be targeting the most responsible landlords, who would be least likely to tolerate anti social behaviour in any case.

### **3.3 Landlord Accreditation Scheme**

- 3.3.1 The Commissioning Manager (Housing) attended the first meeting of the group and gave an overview of Halton's Landlord Accreditation Scheme. This is a free and voluntary scheme that has been running for approximately five years and offers a range of benefits to qualifying landlords including fast tracking of benefit applications, insurance discounts, seminar invitations and general guidance and support. Landlords must meet required minimum standards to be eligible for

accreditation covering the condition of their properties and management standards.

- 3.3.2 56 landlords have applied for accreditation covering 308 properties out of a total of around 5,000 in the sector. Out of these 34 landlords have reached the required standards to be accredited. A database of known private landlords with properties in Halton has been compiled and these are written to periodically to encourage them to seek accreditation. The scheme is also publicised in newsletters and the Council's website.
- 3.3.3 The second meeting of the group was attended by the Landlord Accreditation Officer who gave an overview of the Landlords' Forum which is generally well attended and deals with a wide range of tenancy and benefit related issues. It was agreed that representatives from the group attend a future meeting of the Landlords' Forum to discuss some of the concerns raised.

### **3.4 Housing enforcement**

- 3.4.1 Meetings of the topic group have been attended by the Principal Enforcement Officer and Divisional Manager for Regulatory Services, both of whom provided information about the local authority's powers and duties relating to enforcement of standards in the private sector. The full list of powers is attached as Annex 2, however, the key points are detailed below.
- 3.4.2 The Enforcement Team currently use a number of powers under the Environmental Protection Act 1990 to enforce standards. Under the Act abatement notices can be served on the perpetrators in cases of noise nuisance and in cases of housing and environmental conditions which are prejudicial to health a notice can be served compelling the owner to address the issue. Failure to comply can either result in prosecution or the works being carried out in default and recharged to the owner.
- 3.4.3 Other than for certain types of houses in multiple occupation (HMOs), there is no statutory licensing requirement for private rented properties. Halton has very few licensable HMOs, where landlords must meet certain conditions including a CRB check and pay a license fee to operate.
- 3.4.4 Local authorities have discretionary powers to introduce selective licensing of all private landlords in a designated area if the area is experiencing a "significant and persistent" problem caused by anti social behaviour and some or all private landlords in that area are not taking appropriate action to tackle this and it has reason to believe that the designation in combination with other measures would lead to a reduction in or elimination of the problem.

3.4.5 In all cases Enforcement Officers will try to resolve any issues with landlords on an informal basis as this is usually the quickest and cheapest way to address the problem. Landlords are written to and given up to 21 days to comply (depending on the urgency of the issue) and undertake necessary work and in the majority of cases this approach is successful. However, it is acknowledged that there will always be some owners who refuse to comply and, consequently, the problem can take some time to resolve and may necessitate legal action.

### **3.5 Visit to Wirral**

3.5.1 On 1<sup>st</sup> November Members of the Topic Group visited the offices of Wirral Borough Council (WBC). The delegation was greeted by Councillor George Davies, WBC Cabinet Member for Housing and Community Safety. Presentations were then given by Officers from the Housing Standards Team on Wirral's Landlord Accreditation Scheme, their approach to empty homes and a Healthy Homes initiative that was being piloted in New Brighton. In the afternoon, the Enforcement Manager from Wirral's Anti Social Behaviour Team gave an overview of the service.

3.5.2 The full notes from the day are attached as Annex 4, however, in summary:

- Unlike in Halton where Officers deal with a range of enforcement issues (including air, noise and environmental quality), Wirral has a dedicated team dealing with housing standards;
- Although Halton offers many of the services offered by Wirral as part of the Landlord Accreditation Scheme, the approach in Wirral is slightly different, in that it awards accreditation to individual properties rather than accrediting the landlord;
- The team takes a pro active approach, helped by a dedicated team of 4 staff, to bringing empty homes back into use through use of negotiation and, where this fails, enforcement, although it is acknowledged that the problem of empty homes is far greater in Wirral.
- Through its Healthy Homes Initiative the Council works in partnership with front line staff from a range of statutory and voluntary organisations to tackle poor conditions through a targeted, area based approach.
- The Anti Social Behaviour Team (which contains 30 staff) uses its powers to take a tough stance against anti social behaviour for all tenures. In the case of private tenants who are causing anti social behaviour, it does not normally involve the landlord but will offer support and advice to landlords who wish to take action against anti social tenants.

3.5.3 Members found the day extremely useful in helping to develop recommendations that would help to improve Halton's service and the group has written to the Council to express their gratitude.

#### **4. Recommendations**

4.1 Following the visit to Wirral members of the topic group met for a final time and agreed the following set of recommendations. These are also set out in an Action Plan at Annex 5.

4.1.1 Recommend that the Council uses its discretion to charge 90% Council Tax on properties that have been needlessly left empty for over 6 months and that the Council support proposals contained in the Government's consultation on technical reforms of Council Tax to increase this amount to 100% and charge an additional empty homes premium.

4.1.2 It was agreed that a targeted project management approach to the issue be piloted in West Bank and Halton Lodge, which would feature the following:

- An information event for landlords and tenants involving all relevant services with exhibition space;
- Inviting landlords in the areas to register their contact details with the Council;
- Promote the benefits of joining the Landlord Accreditation Scheme;
- Provide advice to landlords on how to deal with anti social tenants;
- Introduce a Healthy Homes approach in these areas making links with relevant organisations with front line staff perhaps through re-instigation of the Safer Homes Group;
- Make full use of relevant enforcement powers in these areas to tackle poor condition;
- Undertake an external inspection of properties in these areas to identify empty properties and establish whether Council Tax or Housing Benefit fraud is an issue.
- Pilot an approach which accredits the property rather than the landlord in these areas.

4.1.3 Explore the possibility of bringing in additional staffing resources to assist with the above either through re-organisation of existing staff, secondment from another organisation, funding bids to external agencies or through use of volunteers or graduate work experience schemes.

4.1.4 Undertake a survey of known private landlords throughout the Borough to gain a better understanding of the types of properties they own, their motivations for being a private landlord, their intentions for the future

and to provide an opportunity to promote their responsibilities as a landlord and Council services that are available to assist.

- 4.1.5 Work with the Cheshire Fire and Rescue Service to support their call for a change in legislation that would require all private landlords to install hard wired smoke detectors in their properties.
- 4.1.6 Via the Council's intranet and Cheshire Police's Looking Glass system, encourage staff whose jobs involve outside visits to report empty properties so that they can be verified against Council Tax details and potential fraud identified.



## TOPIC BRIEF

<b>Topic Title:</b>	Private Rented Sector in Halton
<b>Officer Lead:</b>	Operational Director (Commissioning and Complex Care)
<b>Planned start date:</b>	February 2011
<b>Target PPB Meeting:</b>	January 2012

### Topic Description and scope:

A review of the private rented sector in Halton, focusing on issues of Anti Social Behaviour, poor condition and derelict empty properties.

### Why this topic was chosen:

Since the recent decline of the housing market, the private rented sector is making an increasingly significant contribution to meeting housing need. This has been recognised at a national level with the publication of “The Private Rented Sector: its contribution and potential”<sup>2</sup> (known as the Rugg Review) which found that the sector catered for wide ranging needs, offering flexibility to professionals at one end of the scale and the only option for households unable to buy or access social rented housing at the other. The Halton Strategic Housing Market Assessment 2011 found that locally the sector has grown by around 46% since the 2001 Census and now makes up around 10% of the total housing stock, equating to 5,030 properties.

In the UK, the private rented sector is largely unregulated with, currently, no statutory registration scheme for private landlords. However, local authorities have powers to intervene if accommodation is found to be sub standard. They can also encourage improvements in the sector through voluntary accreditation schemes, which exists in Halton. As private rented accommodation tends to be in poorer condition than other sectors and the transient nature of households living in the sector can mean that anti social behaviour is more prevalent than in owner occupied stock, the rise in the sector is becoming an increasing cause for concern.

### Key outputs and outcomes sought:

- An understanding of the powers available to local authorities to tackle poor condition, dereliction and anti social behaviour in the private rented sector.
- Examine the effectiveness of the approach to the private rented sector in Halton.
- Consider and make recommendations to the Safer Halton PPB on how best to improve standards and reduce levels of anti social behaviour in

---

<sup>2</sup> The Private Rented Sector: its contribution and potential: *Rugg, Julie and Rhodes, David; Centre for Housing Policy, The University of York, 2008*

the sector.

- Raise awareness of the services offered in Halton in relation to enforcement and accreditation.

**Which of Halton's 5 strategic priorities this topic addresses and the key objectives and improvement targets it will help to achieve:**

**A Safer Halton:**

- To investigate and tackle the underlying causes of crime and disorder and respond effectively to public concern by reducing crime levels, with a particular focus on reducing the levels of crime that disproportionately affect some of the more deprived areas.
- We will work together to reduce fear of crime and increase public confidence in the police, council and other agencies to respond to reports of crime and anti social behaviour and tackle any potential tensions within communities, in particular those that may lead to extremist activity.

**Environment and Regeneration in Halton:**

- Provide sustainable, good quality, affordable and adaptable residential accommodation to meet the needs of all sections of society.

**A Healthy Halton:**

- To remove barriers that disable people and contribute to poor health by working across partnerships to address the wider determinants of health such as unemployment, education and skills, housing, crime and environment.

**Nature of expected/desired PPB input:**

Member led scrutiny review of the private rented sector.

**Preferred mode of operation:**

- Scrutiny Working group of selected Members from Safer Halton PPB, involving representatives from relevant partner agencies and relevant Council Officers.
- Attendance at a meeting of the Halton Private Landlord's Forum.
- Site visits including:
  - A local authority with a strong track record in tackling anti social behaviour in the private rented sector
  - A local authority with a strong track record of tackling poor conditions in the private rented sector
  - A local authority with a successful landlord accreditation scheme

## Local Authority intervention tools in the private rented sector

Tool	Legislation	Power or Duty	What's involved	Circumstances in which can be used
<b>Enforcement of minimum housing standards</b>				
Housing, Health and Safety Rating System (HHSRS)	Housing Act 2004	Duty	The Housing, Health and Rating System came into force in 2006 and replaced the old Fitness Standard as the principal means of assessing housing conditions. It is risk based system which takes into account the likelihood and severity of a variety of hazards within the home, with the worst hazards being classed as Category 1 hazards.	<p>A local housing authority (LHA) must keep the housing conditions in their area under review with a view to identifying any action that may need to be taken by them. If, in the course of carrying out their duties or as a result of a complaint, they suspect that category 1 or 2 hazards (under the Housing, Health and Safety Rating system) are present in the property they must inspect the property. If, on inspection, the property is found to contain category 1 hazards the LHA must take appropriate enforcement action from the following:</p> <p>a) serving an improvement notice under section 11;</p> <p>(b) making a prohibition order under section 20;</p> <p>(c) serving a hazard awareness notice under section 28;</p> <p>(d) taking emergency remedial action under section 40;</p> <p>(e) making an emergency prohibition order under section 43;</p> <p>(f) making a demolition order under subsection (1) or (2) of section 265 of the Housing Act 1985 (c. 68);</p> <p>(g) declaring the area in which the premises concerned are situated to be a clearance area by virtue of section 289(2) of that Act.</p>
Statutory nuisance	Environmental Protection Act 1990	Duty	<p>The Environmental Protection Act 1990 makes provision for the control of premises which are considered to be prejudicial to health or a nuisance. A local authority can serve an abatement notice requiring the necessary repairs to be carried out. If an individual fails to comply with a notice the council can either;</p> <p>Carry out the work in default and reclaim the costs or</p> <p>Prosecute for not complying with a notice</p>	<p>The legislation is used routinely and conditions which can amount to a statutory nuisance are defined in s79 of the 1990 Act. The most relevant to housing is;</p> <p>(1) any premises in such a state as to be prejudicial to health or a nuisance</p>
Mandatory HMO licensing	Housing Act 2004	Duty	<p>Owners of large HMOs must apply for a licence from the local authority. A fee is payable which covers the administration of the licensing scheme. In determining whether or not to grant a licence the Council must look at:</p> <ul style="list-style-type: none"> <li>▪ The suitability of the HMO for the number of occupiers;</li> <li>▪ The suitability of the facilities within the HMO, such as</li> </ul>	<p>Applies to HMOs containing:</p> <p>Five or more tenants forming separate households and</p> <p>Accommodation has three or more storeys.</p>

Tool	Legislation	Power or Duty	What's involved	Circumstances in which can be used
			<p>toilets, bathrooms and cooking facilities</p> <ul style="list-style-type: none"> <li>▪ The suitability of the landlord and/or the managing agent to manage the HMO (this is called the “fit and proper” test and is mainly concerned with whether the landlord or manager has any relevant convictions or has acted in a way that would indicate his or her unsuitability to manage this type of residential accommodation and</li> <li>▪ The general suitability of managing arrangements.</li> </ul>	
Additional HMO licensing	Housing Act 2004	Power	Local authorities have discretionary powers to extend HMO licensing to all HMOs in their area.	Before designating an area to be subject to additional HMO licensing, councils must consider that a significant proportion of HMOs in that area are causing problems for tenants or the neighbourhood due to poor management. Local authorities have a general consent to operate selective licensing subject to taking all reasonable steps to consult persons likely to be affected for a minimum of 10 weeks. There is no longer a requirement to seek approval from the Secretary of State.
Selective licensing	s80 Housing Act 2004	Power	<p>Local authorities have discretionary powers to introduce selective licensing of all private landlords in a designated area. Councils have the discretion to set the precise conditions of the licence including conditions relating to the use and occupation of the property and measures to deal with anti social behaviour of the tenants or visitors. However the conditions imposed must relate to the residential use of the property – they cannot, for example, place responsibilities on landlords to act where, for example, tenants may be committing crimes unrelated to the occupation of their property. There are certain mandatory conditions which must be included in a licence as follows. These also apply to HMO licensing.</p> <ul style="list-style-type: none"> <li>▪ present annual gas safety certificates,</li> <li>▪ keep appliances and furniture in good condition,</li> <li>▪ keep smoke alarms in working order</li> <li>▪ supply the occupier with a written statement of the terms of occupation</li> <li>▪ demand references from persons wishing to occupy the house.</li> </ul> <p>If an authority believes that a landlord has breached licence conditions, they can issue a fine of up to £5,000 for each offence. Operating a property without a licence in a designated area can attract a fine of up to £20,000.</p>	<p>Local authorities can designate their entire district or an area within a district. The proposed area must meet one or more of the following conditions:</p> <ul style="list-style-type: none"> <li>▪ The area is one which is experiencing (or is likely to experience ) low housing demand and the local housing authority is satisfied that “designating” an area will, when combined with other measures, lead to improved social and economic conditions in the area.</li> <li>▪ The area is experiencing a “significant and persistent” problem caused by anti social behaviour and that some or all private landlords in that area are not taking appropriate action to tackle this. Moreover, the designation in combination with other measures would lead to a reduction in or elimination of the problem.</li> </ul> <p>Local authorities have a general consent to operate selective licensing subject to taking all reasonable steps to consult persons likely to be affected for a minimum of 10 weeks. There is no longer a requirement to seek approval from the Secretary of State. The maximum period for which selective licensing can run is 5 years during which time its operation must be periodically reviewed.</p>
Interim Manageme	Part 4 Housing Act 2004	Power	An interim management order (IMO) transfers the management of a licensable residential property to the	A LHA must take enforcement action in respect of a licensable property by making an IMO if:

Tool	Legislation	Power or Duty	What's involved	Circumstances in which can be used
nt Orders			<p>local housing authority (LHA) for a period of up to 12 months. It allows the LHA to:</p> <ul style="list-style-type: none"> <li>▪ Take possession of the property against the immediate landlord and subject to existing rights to occupy</li> <li>▪ Do anything in relation to the property which could have been done by the landlord including repairs, collecting rents etc</li> <li>▪ Spend monies received through rents and other charges for carrying out its responsibility of management, including administration of the property</li> <li>▪ Create new tenancies (with the consent of the landlord).</li> </ul> <p>Any surplus on income over expenditure incurred over the period of the IMO must be paid to the relevant landlord. The LHO must also keep full accounts of income and expenditure in respect of the property and make such accounts available to the landlord.</p> <p>The landlord has the right to appeal an IMO.</p>	<ul style="list-style-type: none"> <li>▪ The property ought to be licensed, but is not, and the LHA considers there is no reasonable prospect of it granting a licence in the near future. An IMO may not, however, be made on this ground if an effective application is outstanding with the authority for the grant of a licence or a temporary exemption notice or if such a notice is in force.</li> <li>▪ The LHA is satisfied that the Health and Safety Condition is met and, therefore, it would not have granted an application for a licence.</li> <li>▪ The LHA intends to revoke the licence on grounds of the condition of the property, and upon revocation there will be no reasonable prospect of the property being licensed in the near future e.g. to another suitable person or</li> </ul> <p>The LHA is satisfied that when the license is revoked the Health and Safety Condition test will be met.</p>
Final Management Orders	Part 4 Housing Act 2004	Power	<p>A Final Management Order (FMO) gives the LHA the same powers as an IMO above but lasts for a maximum of five years. The LHA must make a management scheme for a property subject to a FMO. The scheme must set out how the LHA intends to manage the house. In particular the scheme must include:</p> <ul style="list-style-type: none"> <li>▪ The amount of rent it will seek to obtain whilst the order is in force</li> <li>▪ Details of any works which the LHA intends to undertake in relation to the property</li> <li>▪ The estimate of the costs of carrying out those works</li> <li>▪ Provision as to the payment of any surpluses of income over expenditure to the relevant landlord, from time to time</li> <li>▪ In general terms how the authority intends to address the matters that caused the LHA to make the order.</li> </ul> <p>The LHO must also keep full accounts of income and expenditure in respect of the property and make such accounts available to the landlord.</p> <p>The landlord has the right to appeal a FMO.</p>	<p>A FMO can only be made if an IMO comes to an end or is otherwise revoked or it is made to immediately follow a previous FMO and, in either case:</p> <ul style="list-style-type: none"> <li>▪ The property is subject to an improvement notice or emergency remedial action is required and is unable to grant a licence.</li> <li>▪ In the case of a property that is not subject to an improvement notice or emergency remedial action is required, the LHA is satisfied it is necessary to make the order to protect, on a long term basis, the health, safety and welfare of occupants of the property, or persons occupying or having an estate or interest in any premises in the vicinity.</li> </ul>

Tool	Legislation	Power or Duty	What's involved	Circumstances in which can be used
Demolition Orders	Part 9 Housing Act 1985 as amended	Power	<p>A local authority may serve a notice compelling the owner to vacate the premises and demolish the property at their own cost and within the time period specified in the order.</p> <p>The authority must serve a copy of the order on every person who, to their knowledge is an owner or occupier, is authorised to permit occupation or is a mortgage lender in relation to the whole or part of the premises, within 7 days from the date the order was made. The requirement in relation to occupiers is met if a copy is fixed to a conspicuous part of the premises. An aggrieved person may appeal against a demolition order to the residential property tribunal within 21 days from the service of the order. It is possible to substitute a demolition order with a prohibition order if proposals are submitted for the use of the premises other than for human habitation.</p>	<p>In deciding whether to serve a demolition order the local authority must:</p> <ul style="list-style-type: none"> <li>▪ Take into account the availability of local accommodation for rehousing the occupants</li> <li>▪ Take into account the demand for and sustainability of the accommodation if the hazard was rectified</li> <li>▪ Consider the prospective use of the cleared site</li> <li>▪ Consider the local environment, the suitability of the area for continued residential occupation and the impact of a cleared site on the appearance and character of the neighbourhood.</li> </ul>
Clearance areas	Part 9 Housing Act	Power	<p>An authority can declare an area a clearance area if it is satisfied that each of the residential buildings in the area contain one or more category 1 hazards (or that these buildings are dangerous or harmful to the health and safety of the inhabitants as a result of their bad arrangement or the narrowness or bad arrangement of the streets); and any other buildings in the area are dangerous or harmful to the health of the inhabitants. In a building containing flats, two or more of those flats must contain a category 1 hazard before a clearance area can be declared.</p>	<p>A local authority should consider the desirability of clearance in the context of proposals for the wider neighbourhood of which the dwelling forms part and shall have regard to:</p> <ul style="list-style-type: none"> <li>▪ The likely long term demand for residential accommodation;</li> <li>▪ The degree of concentration of dwellings containing serious and intractable hazards within the area;</li> <li>▪ The density of the buildings and street pattern around which they are arranged;</li> <li>▪ The overall availability of housing accommodation in the wider neighbourhood in relation to housing needs and demands;</li> <li>▪ The proportion of dwellings free of hazards and other, non residential, premises in sound condition which would also need to be cleared to arrive at a suitable site;</li> <li>▪ Whether it would be necessary to acquire land surrounding or adjoining the proposed clearance are; and whether land can be acquired by agreement with the owners;</li> <li>▪ The existence of any listed buildings protected by notice pending listing – listed and protected buildings should only be included in a clearance area in exceptional circumstances and only when building consent has been given;</li> <li>▪ The results of statutory consultations;</li> <li>▪ The arrangements necessary for rehousing the displaced occupants and the extent to which occupants are satisfied with those arrangements.</li> </ul> <p>Clearance may be a feature of plans to redevelop areas where there is low demand for housing or other reasons for development. Where the reasons for redevelopment are not primarily related to housing condition, the powers in the Act will not be the most appropriate. Local authorities may therefore have to make a compelling case that clearance is necessary for the “well being” of the residents. As</p>

Tool	Legislation	Power or Duty	What's involved	Circumstances in which can be used
				an alternative to declaring a clearance area, and authority could consider use of compulsory purchase powers.
<b>Powers to tackle Anti Social Behaviour</b>				
Anti Social Behaviour Orders (ASBOs)	Crime and Disorder Act 1998 as amended	Power	<p>ASBOs are community based orders that involve local people in collecting evidence and in helping to enforce breaches of the prohibitions in the order. They are designed to encourage local communities to become actively involved in reporting crime and anti social behaviour, thus building and protecting the community.</p> <p>Breach of an ASBO is a criminal offence which can result in prosecution.</p>	<p>ASBOs are tenure neutral and can be used to prohibit the anti social behaviour of owner occupiers or those in private rented accommodation as well as social housing tenants.</p> <p>An order can be sought against any individual over the age of 10, who has acted in an anti social manner. The local authority seeking the order must satisfy the court that the order is necessary to protect a person or persons against anti social acts or conduct.</p>
Local Government Injunctions	S 222 Local Government Act 1972	Power	Local authorities can apply to the civil courts for injunctions to restrain anti social behaviour that constitutes a public nuisance. The injunction can prohibit the individual, either absolutely or at specific times of the day or night, from entering the area where the nuisance has been committed and may contain other prohibitions designed to restrain the type of anti social behaviour that has caused the public nuisance.	<p>To prove a public nuisance, the local authority must show that:</p> <ul style="list-style-type: none"> <li>• The behaviour materially affects the reasonable comfort and convenience of a class of Her Majesty's subjects;</li> <li>• The area affected by the nuisance behaviour can be described as the neighbourhood; there are sufficient numbers of people within the local community affected by the nuisance behaviour to constitute a class of the public. It is not necessary to prove that every member of the class has been affected – a representative cross section will be enough; and</li> <li>• It is within the proper action of a local authority to put an end to all public nuisances to protect and promote the interests of their inhabitants.</li> </ul>
Anti Social Behaviour Closure Orders	Part 1A Anti Social Behaviour Act 2003	Power	<p>Local authorities and the police have the power to seek a closure order in respect of premises that are associated with persistent disorder or nuisance.</p> <p>Once a closure notice has been issued, an application for an order must be made to a magistrate's court within 48 hours. If the court makes a closure order, the premises concerned will be closed completely or partially for a maximum of three months. No access can be made to the property by any persons, even those with rights of abode or ownership.</p>	<p>Closure orders are tenure neutral and so can be used to close homes that are privately owned. They are aimed at tackling excessive noise and rowdy behaviour related to frequent drunken parties or high numbers of people entering and leaving a property at all times of the day or night.</p> <p>These orders can also be used where anti social residents are intimidating and threatening their neighbours and criminal families are running illegal business from their properties.</p> <p>These orders should only be used as a last resort, when all other options have been tried and failed.</p>



## **Safer Halton Policy and Performance Board**

**Anti Social Behaviour in the Private Rented  
Sector Scrutiny Topic**

**Visit to Wirral Borough Council**

**Tuesday 1<sup>st</sup> November 2011**



**Anti Social Behaviour in the Private Rented Sector Scrutiny  
topic  
Visit to Wirral 01/11/11**

**INTRODUCTION**

The Group was welcomed by Councillor George Davies, Wirral Borough Council (WBC) Cabinet Member for Housing and Community Safety.

Councillor Davies gave an introduction to the topic and explained that WBC introduced a Landlord Accreditation Scheme using Housing Market Renewal Initiative (HMRI) funding in 2002 as a means of engaging with landlords in the HMRI area and encouraging improved standards in the private rented sector (PRS). Councillor Davies acknowledged that there is predicted to be significant growth in the sector in the coming years (up to 20% increase) due to proposed Housing and Welfare reforms and that this is likely to impact on the workload of the Housing Standards Team.

**THE HOUSING STANDARDS TEAM**

Emma Foley, Manager of the Housing Standards Team, gave an introduction to Housing in Wirral and an overview of the work of the team. Her presentation is attached as Appendix A. Key points were:

- Wirral's population is approximately 312,000 and the area contains around 144,000 properties, of which approximately 17,000 are in the private rented sector.
- The sector is concentrated in the Eastern part of the Borough with large numbers of Houses in Multiple Occupation (HMOs) in New Brighton and Hoylake.
- The Housing Standards Team comprises 22 staff dealing with Landlord Accreditation, HMOs, Empty Properties, Healthy Homes Initiative, Area Based Renewal (HMRI) and the Home Improvement Team. Due to budget cuts, Housing Standards Officers have recently become generic and now deal with a range of assistance and enforcement powers.
- Challenges include the expanding PRS, poorer conditions in the sector, funding reductions and the impact of forthcoming welfare reforms.
- The Team works closely with partner agencies e.g. Police, Fire, Health, voluntary organisations and Adult Social Services as a means of boosting resources in "hotspot" areas. These agencies form a "virtual" team and act as a steering group which oversees delivery of Action Plans.
- The Team uses intelligence mapping to identify hotspot areas to target including empty homes and health data.
- In the future the team is looking to use Private Sector Leasing to bring empty homes into use, start charging for more services, and develop a Social Lettings Agency approach.

**Responses to Questions**

**What is the tenure split in Wirral?**

Approximately 70% of the stock is owner occupied, 16% social rented and 14% privately rented.

**How does the Housing Standards Team engage with tenants?**

The team works closely with a wide range of services and organisations who have front line access to vulnerable people who may benefit from the services offered by the Team e.g. Children's Centres, Drug and Alcohol Team, Community Centres etc. This results in referrals from the front line staff to the Housing Standards Team.

**Is homelessness a problem in Wirral?**

Homelessness levels in Wirral exceed 400 per annum and there are around 14,000 households on the Council's housing waiting list.

**Does the service exclude RSLs?**

Although technically parts of the service are available to RSLs and their tenants, there are very few issues and any problems are dealt with quickly, helped by the positive relationship that the Team has with RSLs.

**Is there a problem of agencies bringing in problem tenants from other areas?**

Yes, this is something the Team needs to start looking at, perhaps by developing information sharing protocols.

**Where does the information to enable mapping of empty homes come from?**

Officers receive monthly reports from the Council Tax register and after some negotiation have recently been given direct access to the Council Tax database.

**Does Wirral use selective licensing?**

The Council has not found a need to use selective licensing since no correlation has been found between anti social behaviour and "problem" properties. Under previous rules the Council would need to prove that landlord accreditation was not working in order to be given powers to use selective licensing. It is also felt that the resources required to operate selective licensing outweigh any potential benefits.

**Have landlords found a problem with tenants consistently being 6 or 7 weeks in arrears (before the 8 weeks at which rent can be paid direct to the landlord)?**

The team will help landlords to receive Rent Direct where tenants are classed as vulnerable. The Housing Benefits team is also pro active in encouraging landlords to flag up any arrears straight away (before it reaches 6 or 7 weeks). Halton's Landlord Accreditation Officer advised that Halton's Housing

Solutions Team has a dedicated Rent Arrears Officer who will also assist landlords in this way to prevent potential homelessness. Wirral also hold dedicated Housing Benefit surgeries for accredited private landlords and are looking to set up a dedicated call centre for landlords to be fast tracked to Housing Benefits.

**How does the team provide access to good tenants? Doesn't this then present a challenge in providing secure, supported accommodation for vulnerable people with chaotic lifestyles?**

Officers are working with Wirral's Homelessness Team to develop an Access to Good Tenants Scheme. At the same time they are investing more in tenancy support and homelessness prevention, through the virtual team approach.

**Halton's topic group are also considering packaging enforcement and accreditation services to landlords with a view to charging for services. The may be an opportunity for officers from the two Councils to work together on this.**

Officers from both Councils are amenable to this.

**What are the standards used to assess empty homes?**

The Council uses the elimination of category 1 hazards under the Housing, Health and Rating System (HHSRS) as the minimum standard for empty homes, although it is acknowledged that this is a very basic standard.

**Have any empty homes been successfully brought back into use through Private Sector Leasing (PSL)?**

The PSL scheme is quite new but the team has a successful track record of bringing empty homes back into use that will be explored in a later presentation.

**How does the Council fund the Healthy Homes Initiative?**

PCT funding has been secured for a post to co-ordinate referrals from different agencies, other than this existing staffing resources are used.

**How are services funded now that HMRI and Regional Housing Pot funding has ceased?**

The Council views investment in the condition and energy efficiency of the housing stock as a priority and funds through Council revenue and the Council's capital funding programme.

**Is there a specific scheme for private landlords to insulate their rented properties?**

Yes, landlords can claim tax relief (up to £1,500) on insulating their properties under the Landlords Energy Savings Allowance.

## **MANAGEMENT AND PROPERTY ACCREDITATION SCHEME**

The Landlord Accreditation Manager, Jan Colgan, gave a presentation on Wirral's Landlord Accreditation Scheme. Her presentation is attached as Appendix B but key points are:

- The scheme started as a 6 month pilot in the HMRI area in December 2002 and was rolled out to the rest of the Borough in June 2003.
- Landlords were involved in the development of the Scheme and continue to be involved.
- The scheme was originally based on accrediting landlords following an inspection of a sample of their properties but has since become a Property Accreditation Scheme whereby the property itself rather than the landlord is accredited.
- A Managing Agents' Accreditation Scheme was started in June 2004 which focuses on management standards, policies and procedures.
- The schemes use a star rating approach on electrical safety, fire safety, repairs and maintenance, thermal comfort and security to encourage further improvements above and beyond the minimum accreditation standard.
- It is a requirement of the scheme that the Tenancy Agreement includes an anti social behaviour clause.
- A variety of incentives are used e.g. credit rating checks, discount cards. Mediation services, empty property grants and use of the scheme logo.
- Communication is via the Private Landlords Forum (twice a year), 3 newsletters per year, Accreditation steering group and Landlord Focus Group and briefing sessions. Also carry out customer satisfaction survey.
- 2,537 properties have been accredited over lifetime of the scheme – currently 2,109 are (remainder have either been sold or removed from scheme) and there are 28 accredited agents.
- Alternative funding opportunities are being explored now that HMRI has ceased – including exhibition space at Landlords' Forum, advertising in the newsletter, charges for membership and charges for incentives.

### **Responses to questions**

#### **Has the move from a Landlord to a Property scheme made the service more resource intensive?**

No, because the team would have inspected the same amount of properties under the old system anyway.

#### **Are checks completed on gas, electricity and water etc?**

Yes, the team ask to view an up to date gas safety certificate as this is a legal requirement and will look for any obvious problems with electricity and water.

#### **How often is the accreditation updated?**

The accreditation used to last for 3 years with self certification required from landlords in between times. Now, however, a member of the team makes a

decision on how long the property should be accredited for based on its condition. The team has always and continues to carry out spot check on 10% of accredited properties.

**Can accreditation be removed?**

It can, however, the team will normally tell landlords were the property is failing to comply and give them an opportunity to put this right before removing accreditation.

**How many properties still meet the standard upon inspection?**

Usually around 80%. Tenants will normally inform the team of any problems or a potential problem can be picked up at initial inspection. Any decline in standards is usually found to be caused by the tenant although as part of the management standard landlords are required to make regular checks of the property.

**Often the problem is not with the property itself but with the surrounding environment particularly with former Right to Buy owners who have since become landlords. Does the inspection include the exterior and surrounding area of the property?**

Yes, the inspection includes all areas within the curtilage of the property including back fencing etc

**It is interesting that the scheme includes back fencing since many RSLs state that this is the tenant's responsibility.**

The team finds that the vast majority of landlords are willing to undertake whatever work is required through informal negotiation as, for them it is an investment or even their pension and it is, therefore, in their interests to look after the property. However, some problems have been found over the condition of back walls.

**Can legal action be taken if the landlord refuses to comply with requests to bring the property up to standard?**

Yes, this would be dealt with by the Council's Enforcement Team.

**Are inventory agreements used?**

It is part of the management standards that landlords are expected to undertake an inventory at the letting stage, including encouraging photographic evidence. Landlords are getting better at undertaking inventories since the introduction of the Tenancy Deposit Scheme.

**Is it simple for a tenant to complain about their property or landlord? Do they usually contact the landlord first?**

The team writes to the tenant when an accreditation application is received and encourages them to raise any issues with the team.

**Does Wirral have a separate enforcement team?**

Yes, this is part of Environmental Health – they tend to deal with low level enforcement problems e.g. fly tipping while the Accreditation scheme aims to deal with issues informally.

**Does Wirral have a list of all landlords in the area?**

The Council holds a list of accredited landlords and managing agents but not all landlords operating on Wirral. It can take some time to track down owners particularly when the property is registered to a company or when the landlord lives abroad. The Rugg Review<sup>3</sup> advocates compulsory licensing for all landlords but to date, no scheme has been introduced.

**Is it illegal to let a property with category 1 hazards?**

It is illegal not to have an up to date gas safety certificate and the Council can use enforcement powers to compel a landlord to take action to remove category 1 hazards from the property.

**Isn't it a risk not insisting on the landlord producing a certificate to prove that electrics are up to scratch and relying on self certification?**

This was initially discussed with the steering group but it was felt to be a stumbling block to accreditation as it is not a legal requirement. Any obviously serious problems with the electrics would be picked up as part of the initial inspection anyway.

**Why is gas safety not included as part of the star rating standard?**

This is because it is the minimum that would be expected without which they would be breaking the law and could not be accredited. Landlords are required to produce an up to date gas safety certificate for each property they apply for accreditation. The star rating system relate to “add on” improvements.

**What is the benefit of having a star rating system?**

It encourages further improvements above and beyond the minimum standard. Some landlords can get quite competitive about achieving star ratings.

**Is much time spent dealing with challenges from landlords over the star rating system?**

No, in all but one of the categories, the requirements needed to gain extra stars is quite prescriptive e.g. provision of hard wired smoke detectors. Only the repairs and maintenance category can be subjective but is not often challenged.

**The scheme could reassure tenants that they are going to a good property and therefore lower demand for bad properties/landlords.**

---

<sup>3</sup> The Private Rented Sector: its contribution and potential: *Rugg, Julie and Rhodes, David; Centre for Housing Policy, The University of York, 2008*

This is one of the benefits of the scheme.

**Can landlords be removed from the scheme if they refuse to take action against a tenant who is causing anti social behaviour?**

Yes, however, usually the landlord will want to take action but may find it difficult to evict the tenant.

**Can the landlord be held legally responsible for the behaviour of the tenant?**

No, but as stated above, the landlord will usually want to take action.

**Where would funding for a social lettings agency come from?**

The agency would be delivered within existing resources. There may be a need for some pump prime funding for marketing or potentially premises but should not be a great deal of expense thereafter.

**Who funds the mediation scheme?**

This is delivered through Involve North West who use trained volunteers.

**Does the Council provide any information on reputable builders?**

The Council has been reluctant to provide information due to the risk of being held liable if something goes wrong. However, officers have been working with Trading Standards and have written to Fair Trade Scheme Contractors to ask if they would be prepared to offer a discount to accredited landlords.

**Can Local Housing Allowance only be paid to accredited landlords?**

This would need a change in legislation.

**How are newsletters funded?**

Mainly sent via email but Housing Benefits cover the cost of any postage.

**EMPTY HOMES**

Wirral's Empty Property Manager Paul Jackson gave a presentation on the Council's approach to bringing empty homes back into use. His presentation is attached as Appendix C but the key points are:

- The team has 1 manager, 3 dedicated empty homes officers and 1 part time administrative support officer.
- There are 6,500 empty homes – 1,500 of which belong to RSLs, and 250 were part of the HMRI regeneration programme.
- In 2010/11 the team brought 288 empty homes back into use.
- There is a dedicated hotline and email address and the team take referrals from a wide range of organisations.

- The team has recently expanded to include 2 officers to take a targeted pro active approach to the problem – either by length of time vacant or hotspot areas (vacants above 4%).
- The team has recently gained direct access to the Council Tax database which can be used to quickly identify owners of empty properties.
- Also use Land Registry database and s.16 of the Local Government (Miscellaneous Provisions) Act 1976 to identify owners.
- In most cases empty properties are brought back into use after informal negotiation with the owner and offering assistance such as putting in touch with a developer, support in claiming VAT reductions on refurbishment, Private Sector Leasing and Empty Property Grant (£2,000).
- In cases where the property cannot be brought back into use informally, the enforcement measures used are s. 215 of the Town and Country Planning Act (detrimental to visual amenity), s. 79 of the Building Act 1984 (property in dilapidated state), s.4 of Prevention of Damage by Pests Act 1949 and s. 80 of the Environmental Protection Act 1990 (secure property that is open to access).
- Other measures available include Empty Dwelling Management Orders (although these have not been used by Wirral), Compulsory Purchase Orders and Enforced Sale Procedures (this is the main measure used).

### **Responses to questions**

#### **What action do you take if you discover that Housing or Council Tax Benefit is being claimed on an empty property?**

The team will liaise with the Housing Benefit fraud team. The 50% discount for empty properties has recently been removed and has already started to significantly reduce number of empty properties which will help to generate a £2million windfall initially and attract additional New Homes Bonus.

#### **Does the team deal with empty public houses?**

They do, but they can be quite difficult to deal as most don't lend themselves to conversion to residential property. May need to consider other ways to bring back into use e.g. transferring the license etc.

#### **Where does funding for grants etc come from?**

This is from the Local Authority's capital programme and is prioritised in the Corporate Plan. A bid for the next 3 years has recently been submitted.

#### **Is Empty Property Grant given on a first come, first served basis?**

At present yes but may need to target to hotspot areas in future.

#### **Is the Wirral Trader Scheme open to everyone?**

Yes, traders do not have to be Wirral based although most are.



### **Can anyone join the developers list?**

Yes, it is open to individual property developers as well as companies.

### **Are property owners recharged if works are carried out in default?**

Yes and this can be registered as a charge against the property with the Land Registry. Non payment of recharges can lead to the enforced sale of the property to recover the charge. This has the added advantage of bringing the property back into use.

## **HEALTHY HOMES**

Joanna Seymour gave a presentation on Wirral's Health Homes Initiative (which is attached at Appendix D). This scheme aims to remove category 1 hazards and improve living conditions in a Lower Super Output Area of New Brighton.

The scheme offers an intensive targeted approach by bringing together a range of agencies including the Police, Social Services, Energy Projects Plus and Tenancy Support agencies such as NACRO, Phoenix and Adullam to maximise the number of interventions that can be offered. The team have also worked with GPs in the area.

The team consists of a Project Lead (who also manages the HMO team), a project co-ordinator (whose post is funded through Communities for Health funding) and 3 Housing Standards Officers (who also work on HMOs and the Landlord Accreditation Scheme).

To date 518 survey forms have been completed which has resulted in 478 referrals for intervention which would not otherwise have been picked up.

## **ANTI SOCIAL BEHAVIOUR TEAM**

Enforcement Co-ordinator, Lucy Pritchard gave an overview of the Anti Social Behaviour Team.

The team was set up in 1998 as part of the Housing Department and initially comprised 2 officers purely dealing with enforcement. This has since grown to 30 and the team is now located within Children and Young People's Directorate and is split between enforcement and prevention activities.

There are 3 Police Officers based within the team and the team use a specialist solicitor based within the Council's Borough Solicitors Department.

A Respect Consortia is held every 2 months and there are 3 Respect Panels involving a wide range of agencies. There are also multi agency meetings looking at locational issues which can refer issues to a problem solving group.

### **Responses to questions**

#### **The team seems large in comparison to Halton's Community Safety Team. How are they funded?**

Some posts are mainstream funded but others are funded through Service Level Agreements with RSLs such as Wirral Partnership Homes.

#### **Do most cases involve children and young people?**

No, the majority involve adults and originate in the private sector.

#### **Does the team operate a Task and Finish policy?**

No, it is not about just shifting the problem to another area, the team "goes with" the problem to ensure that appropriate support is put in place.

#### **Do the courts offer adequate support?**

Yes, both from the Magistrates and County Courts

#### **What does the team do about complaints about private tenants?**

Low level complaints are usually referred to mediation and witness support. Higher level complaints would be taken on by an Enforcement Officer who may use surveillance and other powers to collect evidence.

#### **Is the landlord ever contacted about the problem?**

The team does not contact the landlord as standard, however, it has offered support to landlords who wish to evict one of their tenants who is causing anti social behaviour.

#### **Does the team make use of PCSOs and diary sheets?**

Yes

#### **A question was put to the private landlords in attendance about their experiences.**

They advised that they issue a s21 notice to quit at the same time as the Tenancy Agreement is issued to help gain possession of the property should they wish to do so once the Assured Shorthold Tenancy has come to an end (usually after 6 months).

### **Conclusion**

Those present found the visit extremely useful and wished to extend their thanks to all involved in arrangements for the day and giving presentations. Councillor Wallace reminded the group that the next meeting would take place on Monday 7<sup>th</sup> November at 1pm in the Municipal Building (room location TBC). This meeting would present an opportunity to reflect on the day and pull together some proposals to be presented to the Policy and Performance Board.

**Safer Halton PPB Topic Group – Anti Social Behaviour in the Private Rented Sector  
Action Plan**

<b>Action No.</b>	<b>Action</b>	<b>Responsible person</b>	<b>Timescale</b>	<b>Resources Required</b>	<b>Comments</b>
1	Increase Council Tax charges on properties that have been empty over 6 months	Bill Dodd/Peter McCann	By April 2012		Currently 50% of Council Tax is charged but the local authority has discretion to increase to 90% and the Government is currently consulting on proposals to increase to 100% and charge an empty property premium
2	Develop a targeted project management approach to the issue in West Bank and Halton Lodge.		April 2012	Staff time	Virtual team to be created Teams are currently responsive and deal with a wide range of issues, not just housing so will require a different approach
3	Hold an information event for landlords	Jo Sutton to co-ordinate	June 2012	Funding for venue, promotional material. Staff time.	Venue needs to be accessible to target areas. Use of exhibition space could help to fund the event. Include officer presentations and freebies as incentives
4	Invite landlords in the target areas to provide contact details to the Council	Lucy Willis	June 2012 and ongoing	Staff time Postage Promotional material	Can use information event
5	Promote the benefits of joining the	Lucy Willis	June 2012	Staff time	Work with Communications and

	Landlord Accreditation Scheme		and ongoing	Postage Promotional material	Marketing Support required for Landlord Accreditation Officer to deal with an increase in applications (currently 80% of time spent on administration of BGS).
6	Provide advice to landlords on how to deal with anti social tenants	Lucy Willis	Ongoing	Staff time Leaflets etc	As integral part of accreditation scheme and part of service offered.
7	Introduce a Healthy Homes approach in target areas making links with relevant organisations with front line staff	Wendy Salisbury	April 2012	Staff time	Link with Public Health joining Council in 2013
8	Make full use of enforcement powers in these areas to tackle poor condition	Wendy Salisbury	Ongoing	Staff time Legal support	Needs a pro active approach in these areas . This will have implications for staff time.
9	Encourage Council staff and staff from partner agencies to report empty properties with a view to identifying possible empty property fraud	Jo Sutton/HB fraud team	April 2012	Staff time	Use internal communication systems e.g. intranet, Police's Looking Glass system etc
10	Explore the possibility of bringing in additional staffing resources to assist either through re-organisation of existing staff, secondment from another organisation, funding bids to external agencies, use of volunteers or graduate work experience	Paul McWade	April 2012	Funding (if secondment) Advertising costs Staff time to train and manage	Need to consider: Current climate of efficiency reviews and budget savings If volunteers are used we would need to ensure they are not undertaking jobs that would normally be undertaken by paid staff or replacing staff whose jobs have been lost. If staff are re-organised, would

					need to ensure that there is no knock on effect on Council statutory duties.
11	Undertake a survey of known landlords throughout the Borough to gain a better understanding of the sector and promote the services available	Jo Sutton	April 2012	Staff time Postage (including pre paid envelopes) Incentives?	Work with Research and Intelligence to design and process surveys Only a proportion of landlords are known – need to consider how to maximise survey sample Could liaise with Wirral over maximising response rates – use of incentives etc?
12	Change the Landlord Accreditation Scheme to a Property Accreditation Scheme	Lucy Willis	April 2012	Staff time to facilitate the change	Officers have some concerns that this would let landlords “off the hook” as only a proportion of their properties would need to meet the standard whereas currently if one of their properties doesn’t come up to scratch we can threaten to remove the accreditation. Need to consult with landlords.
14	Work with the Fire Brigade to support a change in legislation that would make it a legal requirement for private landlords to install hard wired smoke detectors in their properties	Wendy Salisbury	April 2012		



**REPORT TO:** Safer Policy & Performance Board

**DATE:** 13 March 2012

**REPORTING OFFICER:** Strategic Director, Communities

**PORTFOLIO:** Health & Adults

**SUBJECT:** Safeguarding Adults

**WARDS:** All

**1.0 PURPOSE OF REPORT**

1.1 To update the Board on key issues and progression of the agenda for safeguarding 'vulnerable adults' (i.e. adults at risk of abuse) in Halton.

**2.0 RECOMMENDATION: That the Board notes the contents of the report.**

**3.0 SUPPORTING INFORMATION**

3.1 The Safeguarding Adults Board's priorities, structure, reporting arrangements, membership and work plan have been reviewed, taking into account the establishment of the Health and Well-Being Board in shadow form, and the need to look creatively at mechanisms for engaging as partner agencies and individuals at a time of reducing resources and major change. The revised work plan will demonstrate a greater focus on prevention, aim to strengthen links with Dignity and Domestic Abuse agendas, and examine Safeguarding provision in self-directed support and Personalisation.

3.2 The protocol between Halton Borough Council Adult Social Care and the Police Public Protection Unit is being further revised to include guidance on:

- Cases where an alleged perpetrator lacks capacity for criminal intent and
- The offence (under the Mental Capacity Act 2005) of ill-treatment or willful neglect of a person lacking or thought to lack capacity.

3.3 A generic Recruitment and Selection training course, available to Halton Borough Council managers with responsibility to appoint to positions in contact with vulnerable adults, has been reviewed with the outcome that a new, modular course is being designed to incorporate a greater emphasis on Safer Recruitment in a context of Safeguarding Adults. Safer recruitment principles and practice are already embedded in the existing course, but the content will be developed to help raise awareness of the importance of Adult Safeguarding, especially for those who have infrequent contact with adults at risk of abuse. The revised course will provide a modular approach including both E-Learning and classroom activity, to enable new and

existing managers to undertake those elements pertinent to their particular needs. The E-learning element will be available to all agencies and employers with on-line access. Halton Safeguarding Children Board provides Safer Recruitment training modules, with particular reference to Safeguarding Children.

3.4 Safeguarding and Dignity elements have been incorporated into new guidance for staff in Residential and Nursing Homes and staff working in Domiciliary Care: 'Nutrition And Hydration In Care And Support'.

3.5 In May last year the BBC showed an investigative Panorama programme that highlighted the abuse of people with learning disabilities and autism in Winterbourne View, an assessment and treatment residential service near Bristol for people with complex needs. Secretly filmed footage appeared to show residents being pinned down, slapped, doused in water and taunted, a senior member of staff "punishing" a patient by sitting and stamping on her, putting her in a headlock and dragging her around by the arms.

Twenty-four patients were transferred from Winterbourne View following the investigation and the the owners, Castlebeck, closed the facility last June.

Following a Police investigation, ten people were charged with ill-treatment and wilful neglect of four of the patients concerned. During their appearance at Bristol Crown Court on 9<sup>th</sup> February 2012, three staff pleaded guilty to the ill treatment of residents. All three have been released on bail to await sentencing at a later date.

Two others pleaded not guilty and no pleas were entered for six people. Their cases will be heard in March 2012.

Avon and Somerset Police said a further three people who were arrested during the investigation will not face charges.

3.6 The Ministry of Justice is carrying out a consultation 'Getting it right for victims and witnesses', about the Government's proposed approach:

- To ensuring that victims and witnesses get the support they need, both to overcome the consequences of crime and to participate fully in the criminal justice process
- To ensuring that offenders take greater responsibility for repairing the harm they have caused, through a combination of financial reparation and restorative justice.

The consultation (closing date: 22 April 2012) is aimed at all criminal justice agencies, the victim support and advice sector, local authorities, the judiciary, and all representative bodies and charitable organisations with an interest in this area in England, Wales and Scotland, and can be accessed via the link below:



<http://www.justice.gov.uk/consultations/victims-witnesses-cp3-2012.htm>

#### 4.0 **POLICY, LEGAL AND FINANCIAL IMPLICATIONS**

4.1 There are no policy, legal or financial implications in noting and commenting on this report.

4.2 All agencies retain their separate statutory responsibilities in respect of safeguarding adults whose circumstances make them vulnerable to abuse, whilst Halton Borough Council, through its Communities Directorate, fulfils its responsibility for coordination of the arrangements. These arrangements are in accordance with 'No Secrets' (DH 2000) national policy guidance and Local Authority Circular (2000)7 / Health Service Circular 2000/007.

#### 5.0 **IMPLICATIONS FOR THE COUNCIL'S PRIORITIES**

##### 5.1 **Children & Young People in Halton**

Safeguarding Adults Board (SAB) membership includes a Manager from the Children and Enterprise Directorate, as a link to the Local Safeguarding Children Board.

Halton Safeguarding Children Board membership includes adult social care representation.

Joint protocols exist between Council services for adults and children.

The SAB chair and sub-group chairs ensure a strong interface between, for example, Safeguarding Adults, Safeguarding Children, Domestic Abuse, Hate Crime, Community Safety, Personalisation, Mental Capacity & Deprivation of Liberty Safeguards.

##### 5.2 **Employment, Learning & Skills in Halton**

None identified.

##### 5.3 **A Healthy Halton**

The safeguarding of adults whose circumstances make them vulnerable to abuse is fundamental to their health and well-being. People are likely to be more vulnerable when they experience ill-health.

##### 5.4 **A Safer Halton**

The effectiveness of Safeguarding Adults arrangements is fundamental to making Halton a safe place of residence for adults whose circumstances make them vulnerable to abuse.

##### 5.5 **Halton's Urban Renewal**

None identified.

6.0 **RISK ANALYSIS**

6.1 Failure to address a range of Safeguarding issues could expose individuals to abuse and leave the Council vulnerable to complaint, criticism and potential litigation.

7.0 **EQUALITY AND DIVERSITY ISSUES**

7.1 It is essential that the Council addresses issues of equality, in particular those regarding age, disability, gender, sexuality, race, culture and religious belief, when considering its safeguarding policies and plans. Policies and procedures relating to Safeguarding Adults are impact assessed with regard to equality.

8.0 **LIST OF BACKGROUND PAPERS UNDER SECTION 100D OF THE LOCAL GOVERNMENT ACT 1972**

None under the meaning of the Act.

**REPORT TO:** Safer Policy and Partnership Board  
**DATE:** 13 March 2012  
**REPORTING OFFICER:** Strategic Director, Communities  
**PORTFOLIO:** Community Safety  
**SUBJECT:** Community Safety Review Update  
**WARDS:** All

## **1.0 PURPOSE OF THE REPORT**

1.1 To update the Safer Halton Policy and Partnership Board on the Community Safety Review process and the outcomes from the consultation with key stakeholders.

## **2.0 RECOMMENDATION: That**

That the Safer Halton Policy and Performance Board:

2.1 Note the report on the community safety review and the findings from the consultation with key stakeholders.

## **3.0 SUPPORTING INFORMATION**

3.1 The terms of reference for the joint police and council community safety review were reported to the Safer Halton Policy and Performance Board at their meeting on 15<sup>th</sup> November 2011. This report provides an update on the process and the findings from the consultation with key stakeholders carried out as part of the review.

3.2 In summary the purpose of the community safety review is to:-

- Prioritise community safety outcomes for 2012-13
- Define the role of the Multi-Agency Team
- Identify the demands
- Identify the activities that provide value.
- Identify those roles and activities that enable or deliver.
- Identify how other partner organisations, third sector and the general public can assist, support and deliver outcomes.
- Review the financial structures and funding streams to identify options for 2011/12 and beyond.

3.3 The community safety review commenced Nov 2011, identifying:-

- Where are we now?

- Where do we want to be?
- How will we get there?

3.4 The following pieces of work were used to inform the position statement for where we are now?

- Current Position - Funding /Staffing
- Current Priorities – Policy / Consultation (Voluntary / Partners / Cllrs) / JSNA
- Current work streams and processes
- Customer journey mapping

3.5 To help inform where we need to be, the following areas were considered :-

- Challenge what we do. Can it be done differently?
- Review of other Community Safety Teams, staffing, roles and functions
- Consultation (Voluntary / Partners / Cllrs)
- Future priorities - Government policy changes eg PCC/ JSNA for 12/13
- Build on what works well/ successes of the team to date
- We want to be high performing and well placed for when the Police and Crime Commissioner comes into post
- Sustainable – less reliant on temporary funding sources

3.6 The review has put forward a number of options for consideration by the Safer Halton Partnership Chairs. In response, the chairs have requested some additional work and information, which is currently being compiled. The aim is to complete the review by the end of February 2012.

#### **4.0 Community Safety Review Consultation**

The findings from the consultation are attached in **Appendix 1**. Sixty four responses were received, identifying priorities for action and suggestions for how to improve partnership working.

The many suggestions from stakeholders to improve partnership working are currently being distilled and analysed to influence the review. They are not therefore included in the report, but will be made available upon request.

#### **5.0 POLICY IMPLICATIONS**

The policy implications of the review relate primarily to the Safer Halton priority as set out below, however this is a cross cutting work area which has wider implications on other areas of council business.

#### **6.0 OTHER IMPLICATIONS**

If community safety is to continue then it is likely that mainstream funding will be required both from the council and other partners to make up the shortfall in costs. Further information on costs will come from the review process.

## **7.0 IMPLICATIONS FOR THE COUNCIL'S PRIORITIES**

### **7.1 Children and Young People in Halton**

The work of the Community Safety Team links very closely with that of the council's Children's' and Enterprise Directorate and the Youth Offending Team. They provide a valuable role in addressing anti social behaviour and promoting positive behaviour by young people.

### **7.2 Employment, Learning and Skills in Halton**

The Community Safety Team work closely with the probation service and YOT, supporting offenders to change their behaviour and to access training and employment opportunities.

### **7.3 A Healthy Halton**

Addressing anti-social behaviour and crime is the key function of the Community Safety Team and without this work it is likely that both will increase having a significant impact on resident's health

### **7.4 A Safer Halton**

Should funding for community safety no longer be available, there will be an impact on crime and anti-social behaviour with both likely to rise, having a negative impact on residents quality of life.

### **7.5 Environment and Regeneration**

If anti-social behaviour and crime are not fully addressed in Halton this is likely to lead to a deterioration in the quality of the environment and a corresponding reduction in confidence of the public and business in the borough.

## **8.0 RISK ANALYSIS**

None.

## **9.0 EQUALITY AND DIVERSITY ISSUES**

None.

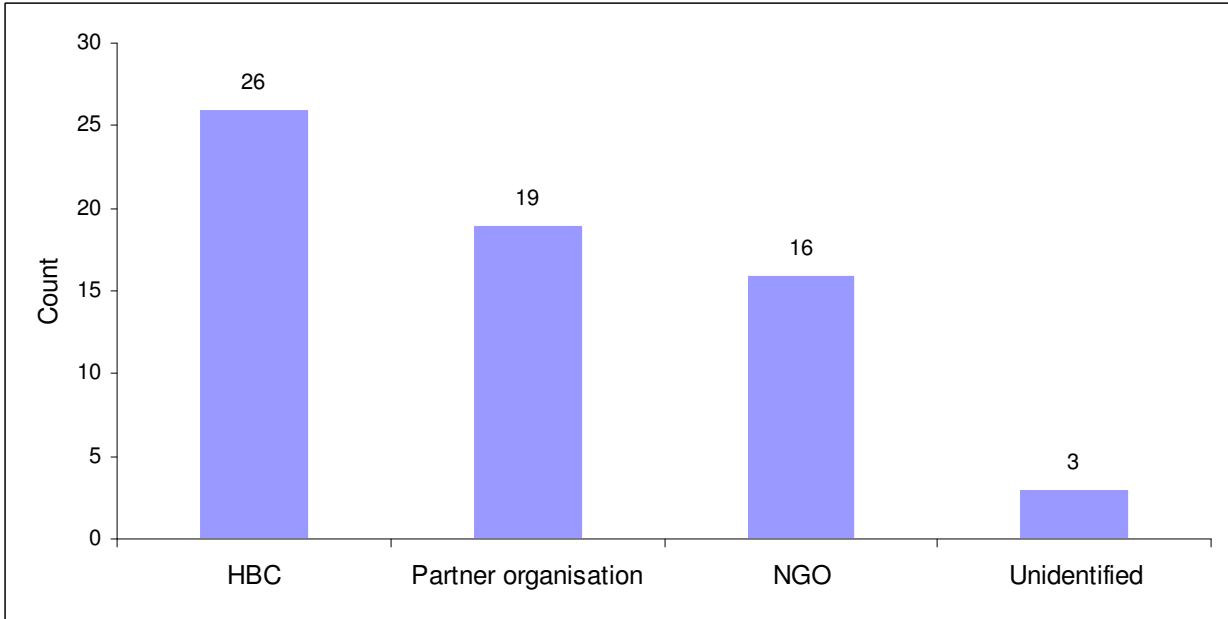
## **10.0 LIST OF BACKGROUND PAPERS UNDER SECTION 100D OF THE LOCAL GOVERNMENT ACT 1972**

10.1 There are no background papers under the meaning of the Act

## **Community Safety Review (2011)**

Headline results of the online survey, conducted in November 2011 by HBC Research and Intelligence team to identify and define their core activities and functions of the Halton Community Safety Multi-Agency Team (CST)

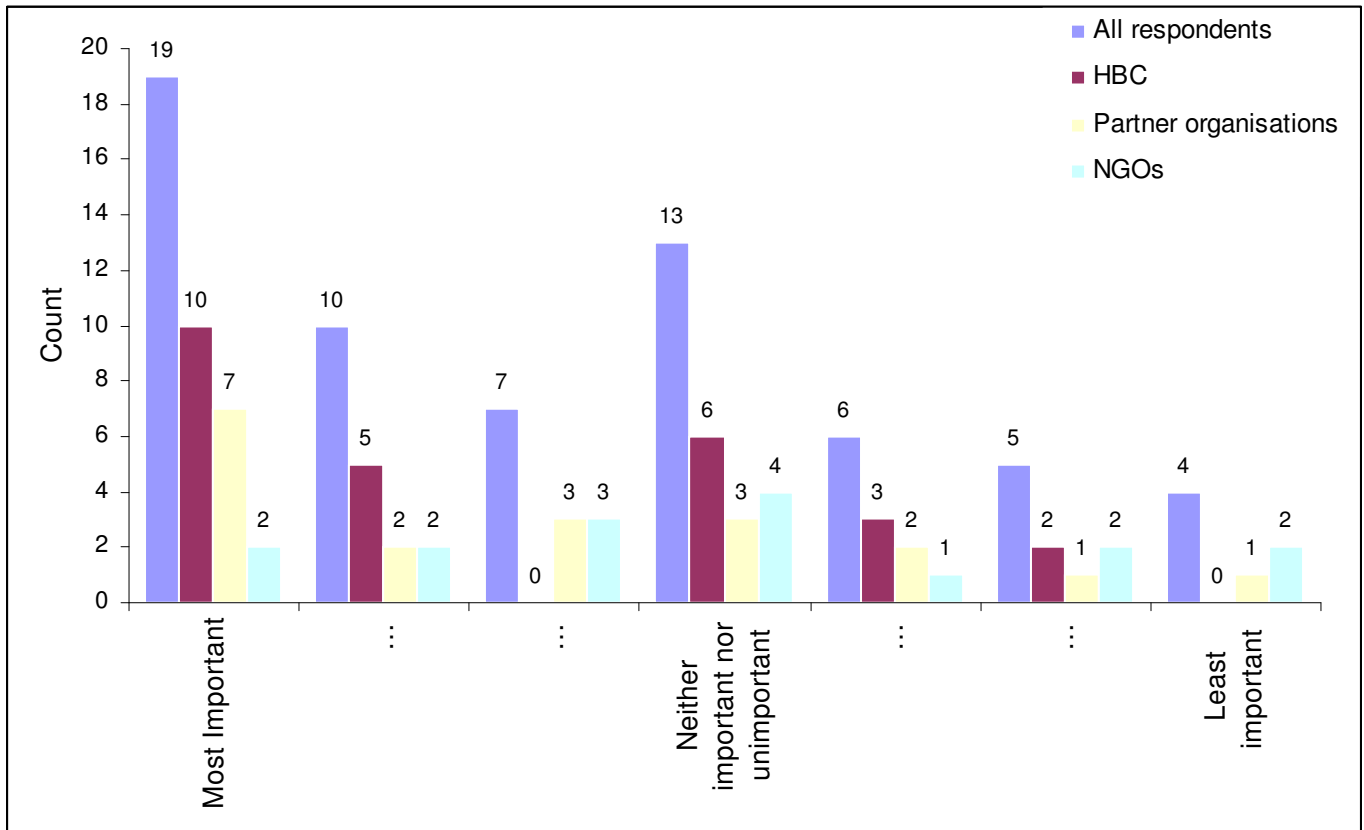
Which organisation do you work for?



Note: 64 responses

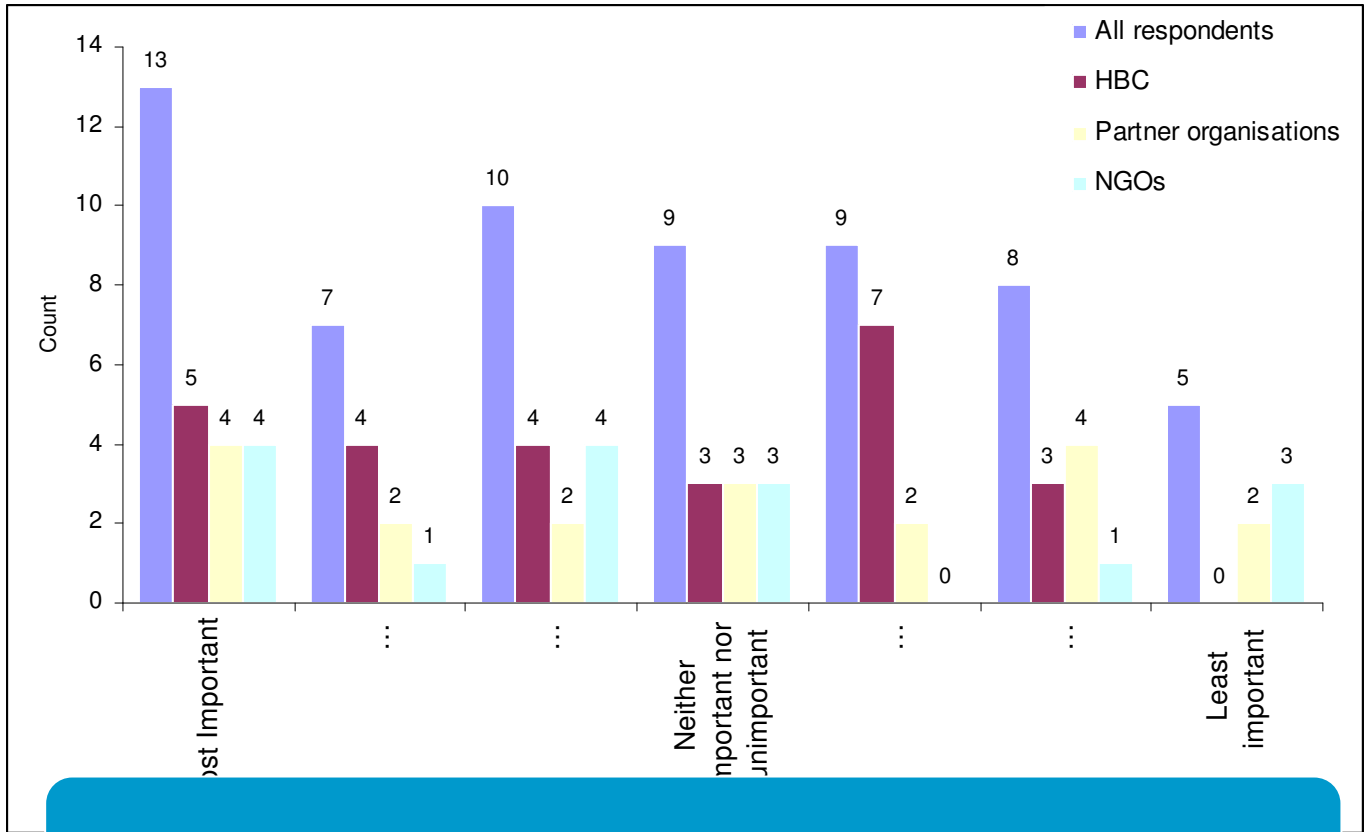
<b>Partner Organisations</b>	Cheshire Police (5) NHS Halton & St Helens (2) Affinity Sutton Homes Arena Homes Bridgewater Community Healthcare NHS Trust Cheshire Probation EAL Coordinator Halton, Liverpool Housing Trust Halton and Warrington YOT Halton Borough Council Riverside College The Riverside Group - Housing Association
<b>NGOs</b>	Halton and St Helens VCA (2) Halton & District Women's Aid Association (2) Age UK Mid Mersey Charity and Limited Liability Company Community drama group Halton Speak Out MENCAP Safe Network The relationships centre Victim Support WRVS Youth club

Anti-Social Behaviour as a Priority for the Community Safety Team

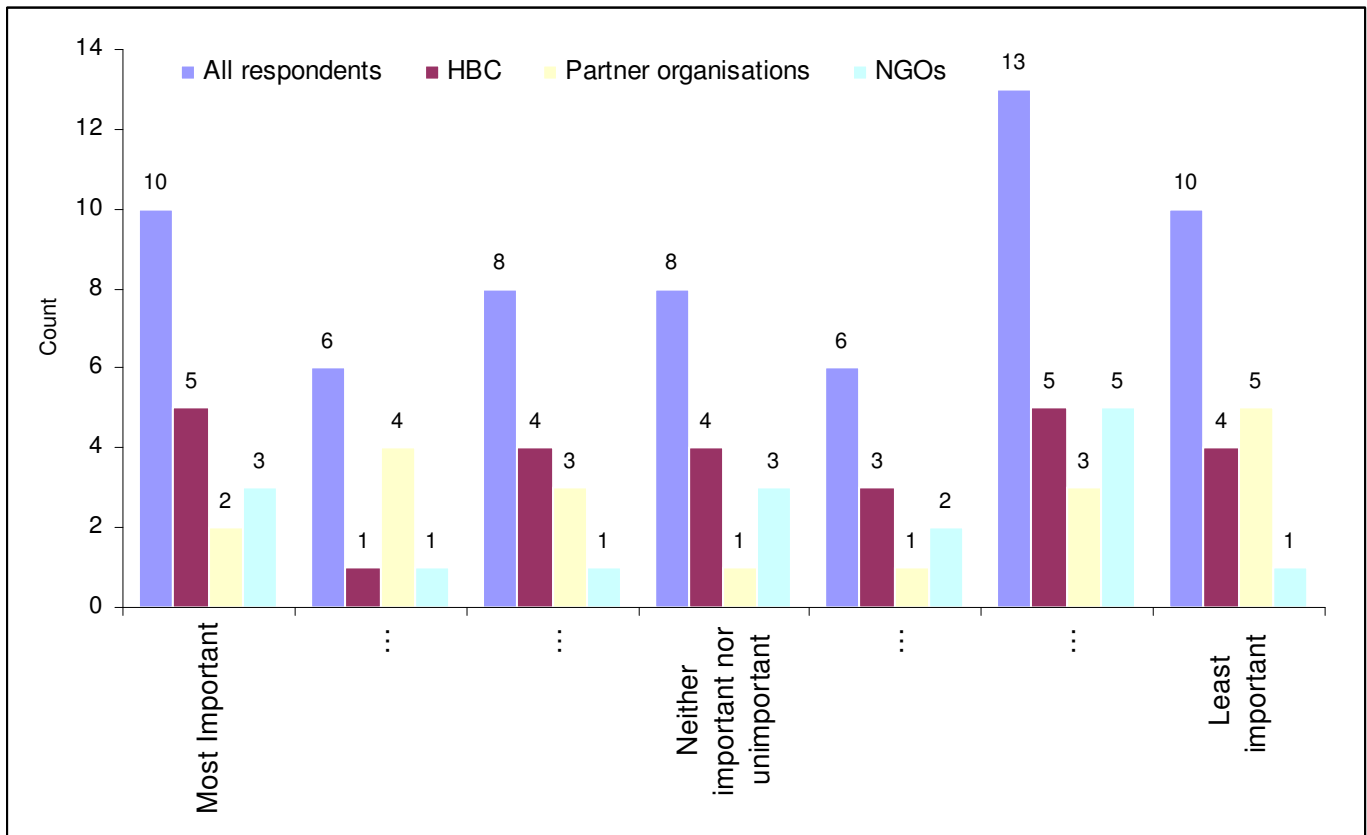


Reducing Alcohol Harm and Disorder as a Priority for the Community Safety Team

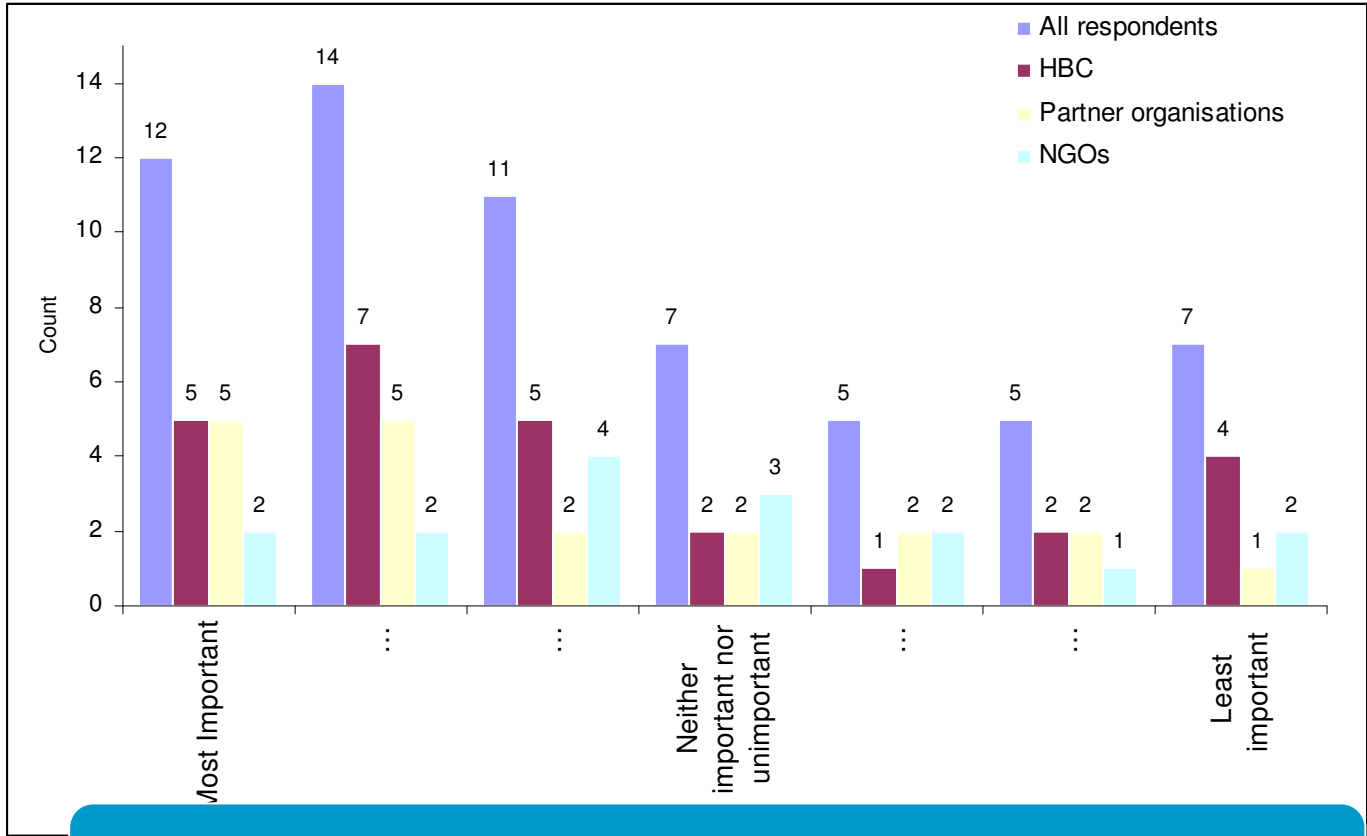




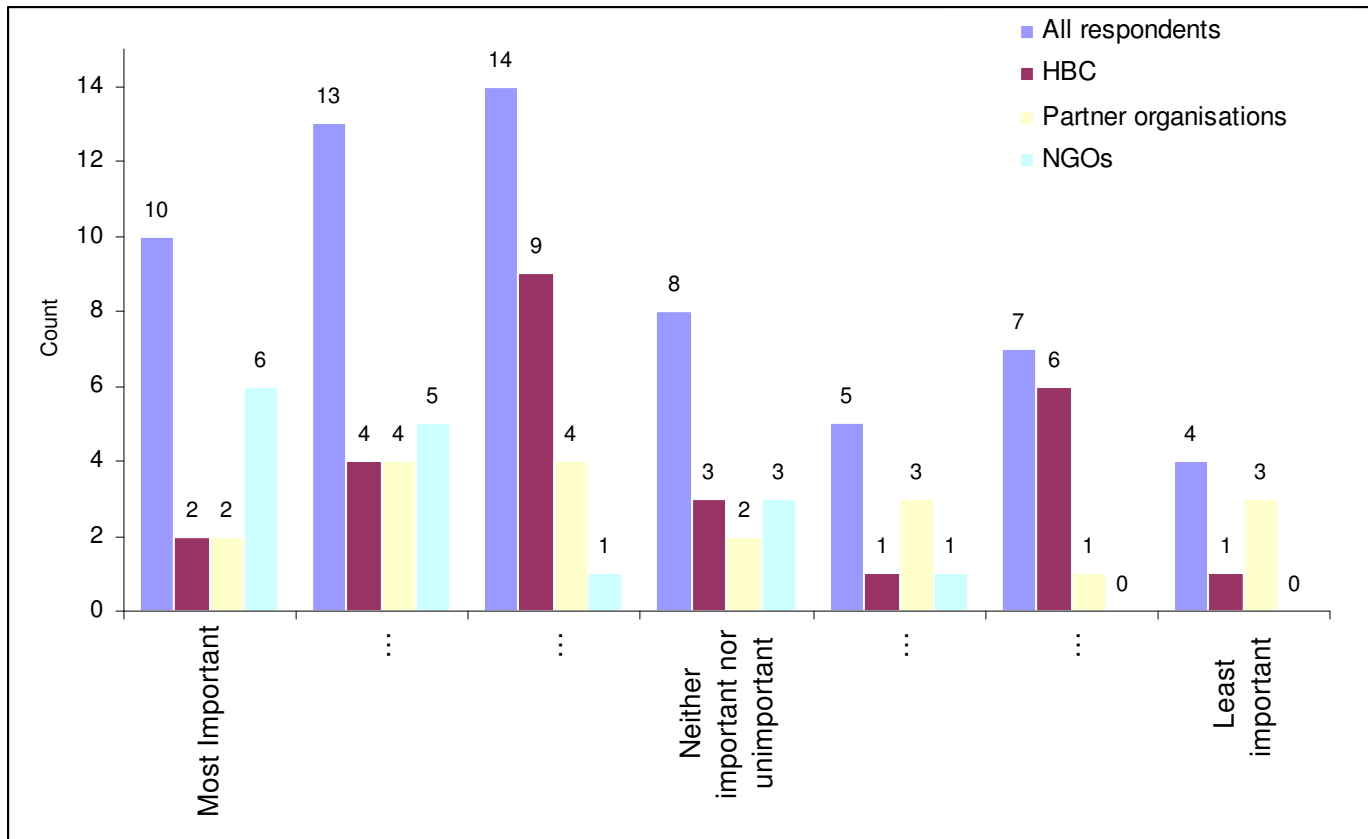
**Reducing the Re-Offending Rate of Repeat Offenders as a Priority for the Community Safety Team**



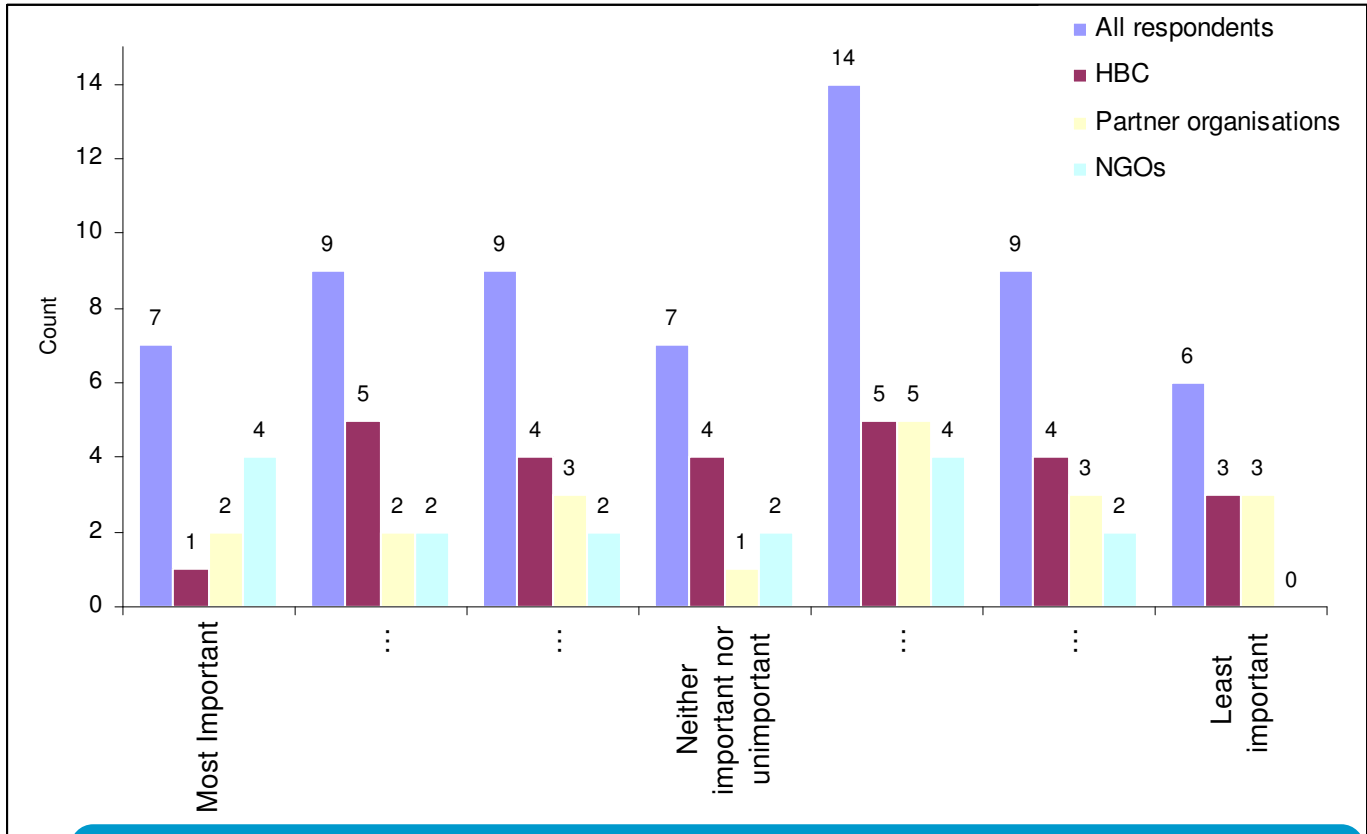
**Reducing Crime as a Priority for the Community Safety Team**



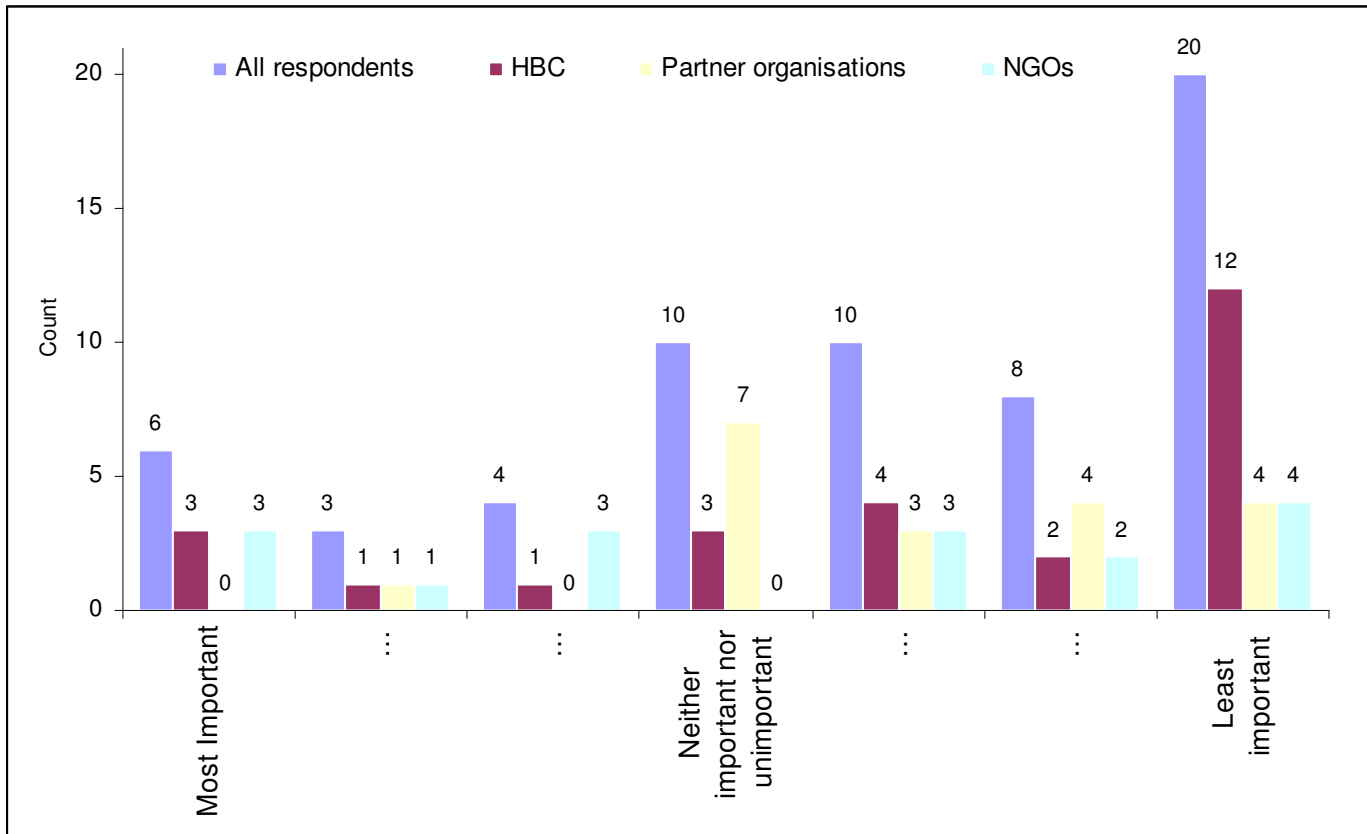
**Safeguarding Young People as a Priority for the Community Safety Team**



**Hate crime and domestic abuse as a Priority for the Community Safety Team**



**Community Engagement, Consultation and Participation as a Priority for the Community Safety Team**





<b>REPORT TO:</b>	Safer Policy & Performance Board
<b>DATE:</b>	13 March 2012
<b>REPORTING OFFICER:</b>	Chief Executive
<b>PORTFOLIO:</b>	Community Safety
<b>SUBJECT:</b>	Police & Crime Commissioners and Police & Crime Panels

## 1.0 INTRODUCTION

- 1.1 The Police Reform & Social Responsibility Act 2011 introduces a new regime for policing and community safety in England.
- 1.2 From November 2012, Police Authorities will be replaced by a Police & Crime Commissioner (PCC).
- 1.3 A new Police & Crime Panel (Panel) will also be established to scrutinise the activities of the PCC.
- 1.4 The introduction of the PCC and Panel will also change the relationship with the Council and the Community Safety Partnerships and other partners involved in crime reduction, crime detection and the criminal justice system.
- 1.5 What is proposed is the most radical reform in crime and community safety for many, many years.

## 2.0 RECOMMENDATION: That the report be noted.

## 3.0 BACKGROUND

- 3.1 A number of helpful Guidance Notes have been produced and the following are attached for information:
  - 3.1.1 – Police & Crime Commissioners – What you need to know
  - 3.1.2 – Home Office Guidance – Police & Crime Panels
  - 3.1.3 – LGA Guidance – Police & Crime Commissioners – A Guide for Community Safety Partnerships
- 3.2 Further Guidance is expected from Government imminently on the following and will be circulated when available:
  - 3.2.1 – PCC Elections

#### 4.0 PREPARING FOR PCCS AND THE PANEL

4.1 Halton sits within the Cheshire Police Force area and preparation is underway for the transition from the Police Authority to a PCC.

4.1.1 A **Transition Group** has been established. It is chaired by the Police Authority Chief Executive, Mark Sellwood, and has representation from the Police Authority (the Chair, Chief Finance Officer and Deputy Chief Executive), the Police (the Chief Constable and support officers), Local Authorities (David Parr).

The Police Authority's Transition Board is now meeting on a regular basis.

The Board has now completed the planning phase of the transition and the focus for the next 10 months will be the successful delivery of activity across eight work streams in time for the Police and Crime Commissioners starting on 22 November 2012

4.1.2 David Parr has been nominated and accepted as the **Police Area Returning Officer (PARO)**.

Sir Howard Bernstein is the Regional PARO for the North West.

4.1.3 The Cheshire Force Area has nominated Warrington Council as the Host Authority for the **Police & Crime Panel**. Diana Terris is leading on this.

The Police Authority's Transition Board is now meeting on a regular basis.

The Board has now completed the planning phase of the transition and the focus for the next 10 months will be the successful delivery of activity across eight work streams in time for the Police and Crime Commissioners starting on 22 November 2012

#### 5.0 ELECTIONS

5.1 Secondary legislation in respect of the elections is still awaited and it remains unclear whether the elections will be via postal vote or ballot box. However, the elections will be by the supplementary vote system, which asks voters to indicate first and second preferences. If no candidate has 50 per cent of the first preference votes, the two candidates with the highest number of first preference votes proceed to a second round count. In the second round of counting, ballots indicating a first preference for a candidate that lost the first round are reallocated according to the second preference indicated on the ballot paper.

5.2 Candidates for Police and Crime Commissioner must provide a £5,000 deposit when registering as a candidate, which they will get back if they receive more than 5% of the vote. To become a valid candidate, a person must be nominated by 100 people registered to vote in that police force area.

## 6.0 POLICE AND CRIME PANEL

6.1 As part of the checks and balances under this new model, a Police and Crime Panel will be introduced to scrutinise the work of the Police and Crime Commissioner. The Panel will have two key powers of veto over the Police and Crime Commissioner's council tax precept and the appointment of a Chief Constable. The Panel will undertake an important scrutiny function of the PCC and act as a critical friend.

6.2 The Home Office is in the process of drafting secondary legislation in respect of Police and Crime Panels, which should be issued in March 2012. As indicated above {para 2.1.2} the Home Secretary, wrote to all Local Authority Leaders on 23 January 2012 regarding arrangements for the Panel. The letter requests that local authorities give consideration to appointing a host authority and make arrangements for the establishment of the Panel by July 2012. In Cheshire, the Sub Regional Leadership Board has already agreed that Warrington Borough Council will be the host authority. Diana Terris and Mark Sellwood are due to meet to discuss the establishment of the Panel in February 2012.

6.3 In terms of funding the Panel, the Home Secretary's letter indicates that the Coalition Government will now provide additional funding and the host authority will be given:

- £53,300 for support and running costs
- £920 per panel member (for expenses incurred)

6.4 The Coalition Government has robustly stated that the policy intention is that the Panel will not simply replace the police authority, it will be solely responsible for holding the Commissioner to account, **not** the Chief Constable. Nor is it the Government's intention that the Panel should be viewed as a 'super partnership board'. During a speech earlier this month the Minister of State for Policing, stated that:

*"Police and crime panels have an important scrutiny role in providing a check and balance that is carefully defined in the legislation...Their role should not be expanded...The limited funding that has been provided to panels will enable them to do their scrutiny job."*

6.5 Once the Panel has been established, it is suggested that a general awareness raising event is held for Councillors across the Sub Region to inform them about the new police accountability model and the roles of the PCC and the Panel.



## 7.0 PARTNERSHIPS AND COMMISSIONING

7.1 Unlike the Police Authority, Police & Crime Commissioners will not be 'responsible authorities' on Community Safety Partnerships (CSPs). However, the provisions of the Police Reform and Social Responsibility Act 2011 provide:

- A mutual duty on Police and Crime Commissioners and CSPs to co-operate;
- A duty to have regard to each other's priorities;
- The Police and Crime Commissioner with the power to:-
  - make grants to a CSP;
  - call CSPs together to discuss force wide issues;
  - request a report from a CSP;
  - approve the merger of CSPs (if all the responsible authorities agree to a merger).

7.2 It is the Coalition Government's intention that, as part of PCC's role, they will be responsible for commissioning community safety services within their police area.

7.3 The Home Office are considering streamlining community safety grants into a single, non-ring fenced grant channelled through PCCs to facilitate their wider partnership and community safety role. The table below sets out the community funding streams that have been identified by the Home Office as potentially going to PCCs from 2013-14. These are not exhaustive, and are subject to agreement. The Early Interventions Grant and the Youth Offending Team Grant are not currently committed beyond 2012-13. It is possible some grants that would naturally go to PCCs may be discontinued before 2013-14.

Grant (national figures)	Currently paid to	Remarks
Drugs Intervention Programme (Main Grant)	Drug Action Teams	Drug Action Teams were established as a result of the 1995 National Drug Strategy. They are not required by statute but have assumed an effective coordinating role and comprise representation from Primary Care Trusts, Police, Local Authority and Probation. These organisations share the benefits, liabilities and opportunity costs of this funding.
Drug Testing Grant	Police Forces	This grant is only available to the so called "Intensive Areas" which do not include Cheshire, Halton & Warrington

Community Safety Partnership Funding	Local Authorities	Community Safety Partnerships were established by the 1998 Crime and Disorder Act. There is a statutory requirement for Police and Local Authority together with Police and Health Authorities and Probation Trusts to work together, and creates a duty for Primary Care Trusts to cooperate and for the Fire and Rescue Service to be invited to cooperate. These organisations share the benefits, liabilities and opportunity costs of this funding.
Positive Futures	Voluntary & Community Sector and Local Authorities	This funding is available from the Home Office to support diversionary projects and is granted on a project by project basis. Benefits, liabilities and opportunity costs are limited within the terms of each project.
Early Interventions Grant	Local Authorities	This grant began in April 2011 and pooled a number of smaller grants (Think Family, Children's Fund) that support services delivered in the main by Local Authorities, who bear the benefits, liabilities and opportunity costs of this funding.
Youth Offending Team Drug workers	Youth Offending Teams	Youth Offending Teams were established by the 1998 Crime and Disorder Act. There is a statutory requirement for Police, Probation and Local Authority to form such a team. These organisations share the benefits, liabilities and opportunity costs of this funding.
Youth Offending Team Grant	Youth Offending Teams	Youth Offending Teams were established by the 1998 Crime and Disorder Act. There is a statutory requirement for Police, Probation and Local Authority to form such a team. These organisations share the benefits, liabilities and opportunity costs of this funding.

- 7.4 It is likely that there will be some risks inherent in the transition from current arrangements to the new PCC commissioning model. For instance:

- Some of the delivery arrangements funded by these grants may be due for re-tendering in the near future. There is a risk that new tenders may be awarded for such a length of time that they may cut across the policy intent behind the alignment of these funding streams with PCCs.
- These grants may currently be used to fund posts and any potential staffing implications need to be fully understood.

7.5 The Local Government Association has recently published guidance for CSPs on Police and Crime Commissioners [para 2.1.3] and this suggests a number of preparatory steps which CSPs may wish to take including: planning a programme of evaluation for existing work, briefing senior managers and council leaders, providing a briefing pack for the PCC, discussing the possibility of a single strategic assessment and joint commissioning framework with other CSPs in the force area.

7.6 To ensure that the Cheshire Police Authority area is well positioned to respond to these changes, the Sub Regional Management Board on 27 January agreed that Halton would lead an audit of current spend across Cheshire associated with these grants and identify any risks. It is proposed that a Task and Finish group be established to consider the development of a short business case highlighting the success of the current arrangements and what could be delivered to support the Commissioner's manifesto commitments.

## 8.0 **PREPARATIONS FOR THE PCC AND PANEL IN HALTON**

8.1 The Safer Halton Partnership (SHP) is starting to prepare for the introduction of the PCC and the Panel.

8.2 The SHP is developing a "Welcome Pack" for the PCC. This will provide useful background for the PCC and will identify:

8.2.1 The current operating arrangement in Halton.

8.2.2 The community safety architecture in Halton.

8.2.3 The key players and partners involved directly and indirectly in crime and community safety in Halton.

8.2.4 The current crime and community safety priorities for Halton based on the JSNA, research and data.

8.3 It is hoped this document will provide the new PCC with a quick and comprehensive guide to Halton. This will enable the PCC to quickly understand Halton's needs and aspirations in respect of crime and community safety. In so doing this should encourage the PCC to invest in Halton, thereby maintaining and building on the progress made by the

Police and SHP to prevent crime, tackle crime, punish offenders and rehabilitate.

8.4 The CST is also developing separate and distinct Business Plans for each of Halton's priority community safety activities. Once again this is designed to provide the PCC with clear evidence of the community safety benefits of investing in what we are doing in Halton.

9.0 **LIST OF BACKGROUND PAPERS UNDER SECTION 100D OF THE LOCAL GOVERNMENT ACT 1972**

None under the meaning of the Act.



Home Office

HOME SECRETARY

2 Marsham Street, London SW1P 4DF  
[www.homeoffice.gov.uk](http://www.homeoffice.gov.uk)

Local Authority Leaders  
England

23 JAN 2012

Dear All,

You will be aware that the Police Reform and Social Responsibility Bill received Royal Assent on 15 September 2011. The Act sets out provision for 41 Police and Crime Commissioners to be directly elected in force areas across England and Wales. A Police and Crime Panel, comprised of local councillors and independent members, will also be established in every force area, to undertake an important scrutiny function, acting as a critical friend to the new Police and Crime Commissioner. I would now like to invite you to begin preparations for establishing your Panel.

Policing remains a priority for citizens across the country. Local authorities and elected members, in representing their local communities, will have two key roles to play in this police reform. Firstly, they will be important partners with whom the Commissioner will need to work collaboratively. Secondly, they will be the driving force behind the Police and Crime Panel which will scrutinise the performance of the Police and Crime Commissioner, providing both support and challenge.

Local authorities across the force area will need to work together to establish and maintain the Panel. This will include nominating a host authority to administer the Panel, agreeing working arrangements and membership. To assist this, the role, responsibilities and powers of the Panel have been set out in the enclosed note.

I am clear that the best and most locally meaningful Panel arrangements will be those which are agreed locally. I therefore invite you to collectively agree your Panel membership, ensuring balance, and to agree a host authority and your Panel arrangements by July 2012. Details should be provided to [jonathan.bugg@homeoffice.gsi.gov.uk](mailto:jonathan.bugg@homeoffice.gsi.gov.uk).

Panels will not need to exercise their functions until Police and Crime Commissioners come into post in November 2012. However, in order to ensure that local councillors who have been appointed to Panels are able to meet to agree their rules of procedure, including any additional co-option, we will provide an additional month's funding. This means that funding will begin for Police and Crime Panels in October 2012.

Further detail on the regulations and Home Office guidance on establishing Panels, will be published in March 2012.

*Yours sincerely*  


The Rt Hon Theresa May MP

CC: Local Authority Chief Executives



Statement of role, responsibilities and powers of Police and Crime Panels

Police and Crime Panels are being introduced in every force area to scrutinise the actions and decisions of Police and Crime Commissioners. Panels will support and challenge the Commissioners in the exercise of their functions, acting as a critical friend.

Panels will not replace police authorities and therefore will not have a role in scrutinising the performance of the force. This is the role of the Commissioner.

Purpose

Panels will focus their attention on key strategic actions and decisions taken by the Commissioner including whether they have achieved the objectives set out in their Police and Crime Plan and Annual Report, considered the priorities of community safety partners and consulted appropriately with the public.

Local authorities and Commissioners will need to establish effective local leadership and partnership working relationships **outside** of the Panel. The Panel will not be the main vehicle for local authorities to influence the Commissioner; it will instead have a number of specific functions to carry out.

Transparency will be a key tool for the Panel; ensuring information is available to the public so that they can hold the Commissioner to account for their decisions.

Powers

Panels have specific responsibilities around the **Police and Crime Plan and Annual Report**. These include making reports and recommendations about each of the two documents, to which the Commissioner must have regard and provide a response.

Panels can also make reports or recommendations about the proposals by the Commissioner on:

- The level of the precept; and
- The appointment of a Chief Constable.

The Panel can veto the Commissioner's proposals on these two issues with a two thirds majority vote.

To ensure transparency and openness, the Panel must publish all reports and recommendations that it makes and forward a copy to all local authorities in the force area. The Commissioner is required to also publish their responses to the Panel. The Panel must hold a public meeting to discuss the Annual Report and to question the Commissioner regarding any concerns.

Other specific powers held by the Panel include:

- Asking HMIC for a professional view when the Commissioner intends to dismiss the chief constable. In cases of dismissal (forced resignation or retirement) the Panel must hold a scrutiny hearing and make a recommendation to the Commissioner.
- Appointing an acting Commissioner where the elected Commissioner is incapacitated, resigns or is disqualified.



- Holding confirmation hearings for key staff – Chief Executive and Chief Finance Officer and for any Deputy. The Panel will have no power of veto but could make a recommendation to the Commissioner.
- Monitoring complaints against the Commissioner and resolving non-criminal complaints.

Police and Crime Panels have additional powers to enable their strategic scrutiny function including:

- requiring any papers in the Commissioner’s possession (except those that are operationally sensitive);
- requiring the Commissioner (and their staff) to attend the Panel to answer questions;
- Inviting the Chief Constable to attend any such meetings; and
- Making reports and recommendations on any action or decision of the Commissioner.

#### Membership

Panels will comprise of at least one elected representative (councillors or, where relevant, elected mayors) from each local authority (Unitary, County and District) within the force area and two independent members or co-optees. There should be a minimum of ten elected representatives. In areas with fewer than ten local authorities, each authority will be allocated one member with the distribution of the remaining seats to be negotiated between authorities locally.

In appointing Panel members local authorities must consider, as far as is practicable, the balanced appointment objective laid out in the Act. This includes the make-up of the local areas, including the political make-up, and the required skills, knowledge and experience for the Panel to function effectively.

Once established, Panels will be able, with the Home Secretary’s consent, to co-opt further members, both elected and independent, up to a maximum Panel size of twenty.

#### What next?

##### **Local authorities**

Local authorities across each force area will need to reach consensus on arrangements for the Panel and begin to think about the Panel membership. It is anticipated that they will nominate a host authority to administer the Panel.

Effective communication between an individual authority’s crime and disorder overview and scrutiny committee, community safety partnership and Panel member(s) will be important in enabling the Panel to take a strategic view. Local authorities could begin to consider what these internal arrangements could look like.

Local authorities across a force area will need to write to the Home Office in July 2012 with full details of their host authority, Panel arrangements and membership. Further detail on this requirement will be issued in due course following publication of the related Regulations.



## **Home Office**

The Home Office will issue guidance on establishing Panels following publication of the related Regulations, due to be laid in parliament in March 2012. The Home Office are also currently running a series of engagement events across England and Wales. These events will bring together partners working across a maximum of three police force areas, with the intention of aiding local discussions and preparations for the arrival of Commissioners next November. This will include a dedicated session for strategic leaders. Invites have already been issued however if you require further detail please email

[PCCPartnersEnquiries@homeoffice.gsi.gov.uk](mailto:PCCPartnersEnquiries@homeoffice.gsi.gov.uk).

## **FAQ**

### ***What is the status of a Panel in England?***

In England, Panels will be committees of local authorities.

### ***How much funding will the Home Office provide?***

The Home Office will provide funding to help Panels to do the job required of them under the new legislation. This funding will be a total of £53,300 for support and running costs. In addition we will make available up to £920 per member of the Panel (including additional co-optees) to fund necessary expenses.

### ***Has the funding increased?***

The original funding allocation was based on the first draft of the legislation. Since then, additional legislation has clarified the role and potentially increased the size of Panels. This includes legislation derived from amendments to the Bill during its passage through the House of Lords and the development of specific regulations in relation to complaints. We have been clear that we will fund Panels to do the job set out for them under the legislation. As a result, we have increased the funding allocation for Panels to £53,300 per area for support and running costs. We have also made available funding to cover the necessary expenses of all Panel members, including the additional co-opted members.

### ***When will funding begin?***

Funding will begin in October 2012. This will ensure that the Panel can meet and agree procedures before Commissioners are in place in November, when the work of Police and Crime Panels really begins.

### ***How will the host authority be chosen?***

It is anticipated that local authorities across the force area will come together to agree on a nomination.

### ***What will be the role of the host authority?***

The host authority will receive funding from the Home Office for establishing the Panel. Using these funds the authority will service the Panel like any other committee under its jurisdiction.

### ***Who decides how the Panel is going to function?***

Local authorities will be free to establish their own Panel arrangements within the framework set out in the Act. This flexibility will allow for local discretion in the running of Panels and will enable local authorities to absorb these new functions into their current working arrangements. Panels themselves will decide on the members to be co-opted and their Panel procedures.



# POLICE AND CRIME COMMISSIONERS

**What partners need to know**





# Police and Crime Commissioners – What you need to know

Police and Crime Commissioners will be elected for every police force area in England and Wales outside London in November 2012. They will be at the vanguard of the Government's crime and policing reforms and are part of a programme of work to decentralise control and to put the public in the driving seat. This note explores the implications of these landmark policing reforms for other local leaders with whom Commissioners will need to work in partnership.

## The Commissioner

The first elections will take place on 15th November 2012, with elected Commissioners taking up office a week later. Police and Crime Commissioners will have responsibility for:

- Appointing the Chief Constable and holding them to account for the running of their force
- Setting out a 5 year Police and Crime Plan based on local priorities (developed in consultation with the Chief Constable, communities and others)
- Setting the annual local precept and annual force budget
- Making grants to organisations aside from the police (including but not limited to Community Safety Partnerships)

## Working in partnership

Commissioners will be new entrants to a complex local leadership landscape and will need to work collaboratively. Collective local leadership on crime, justice and community safety will be the key to cutting crime and improving outcomes for local people.

The mechanisms and practices of partnership working are complex and have developed over time. A Commissioner new to criminal justice (or perhaps new to the public sector altogether)

might be impatient with this complex landscape. The reforms may provide an opportunity for local leaders to review the current partnership landscape (where this is not already underway) with a view to simplifying and streamlining ways of working together.

Police and Crime Commissioners will need to work with a broad range of organisations and local authorities will be vital partners. In addition to a focussed role in scrutinising the Commissioner through Police and Crime Panels, local authorities and elected members will need to work closely with commissioners as partners. They will share an interest in improving outcomes and services in a range of areas from community safety and youth justice to health, safeguarding and civil contingencies.

The Government will be consulting on a potential future role for Commissioners in relation to support services for victims.

## Commissioning

As well as their core policing role, Commissioners will have a remit to cut crime, and will have commissioning powers and funding to enable them to do this. Commissioners will need to work with each other and to have regard to cross border and national issues but, critically, they will need to work effectively with other local leaders in their police force area. This will include work to influence how all parties prioritise and bring together their resources to find local solutions to meet local problems and priorities. Strong partnership working, as well as exploring new working arrangements, will be central to success.

The Police Reform and Social Responsibility Act 2011 provides powers for Commissioners to award grants to any organisation or body they consider will support their community safety priorities. Commissioners will receive some consolidated grants made up of funding currently provided to a range of organisations and may decide to use them on projects that support their community safety objectives. Commissioners will be free to pool funding with local partners and will have flexibility to



decide how to use their resources to deliver against the priorities set out in the Police and Crime Plan.

In order to minimise bureaucracy and prevent disruption to programmes, Ministers have decided that existing arrangements for community safety and partnership funding will continue during 2012-13. In 2013-14, in addition to the main police grant and precept, Police and Crime Commissioners will also receive funding from the Community Safety Fund which will support local priorities which might include tackling drugs and crime, reducing re-offending, and improving community safety.

As Police and Crime Commissioners will be commissioning services to cut crime, the right connections will need to be in place with other local strategic and commissioning frameworks. For instance, new health commissioning arrangements are being introduced in England on a similar timetable. Health and Wellbeing Boards will be vital partners for Commissioners given their role in determining joint needs assessments against which services will be commissioned. Commissioners will need to develop common cause with partners on a range of crime and health issues and they will need to find the best ways to engage and influence, locally. This influencing role will be particularly critical with local authority and health partners and in Wales, with the Welsh Government, who will also have considerable spending power. Commissioners may wish to explore how innovative financial models such as payment by results or community budgets could operate and be used to transform how local services are designed and delivered to meet local needs.

For bodies hoping to be directly commissioned by the new Commissioners, including those who have historically been centrally funded, there is much that can be done to prepare. Ahead of the arrival of Commissioners in November (and, importantly, ahead of candidates declaring themselves over coming months) service leaders will want to ensure that the business case for existing programmes, or proposals for new approaches are robust. This could include considering the evidence base and value for money of programmes as well as

considering the fit between current partnership priorities, the needs of individuals and the potential interests of the Commissioner. This will apply equally to the statutory and voluntary sectors. Many areas are already initiating discussion amongst partners about the changes and how best to make the reforms work in their areas. In some places this includes considering how local leaders could support commissioning across multiple partnerships, agencies and areas or looking at driving better value for money providing a potential platform for work with the new Commissioner.

### Cooperative duties

Police and Crime Commissioners will provide strong local leadership (underpinned by their democratic mandate) in the drive to cut crime and keep communities safe across a range of agencies and partnerships. Commissioners will need to work with other local leaders to improve outcomes for communities, and ensure that local resources are used effectively and efficiently. This could include channelling collective local efforts to join up the criminal justice system, drive out waste or streamline partnership arrangements. They could be a catalyst for partnership work to cut crime, encouraging joint planning, commissioning and prioritisation.

The Police Reform and Social Responsibility Act 2011 puts in place a flexible framework for partnership working between the Commissioner and their community safety and criminal justice partners. This includes two interrelated, reciprocal duties to cooperate (outlined at Section 10 of the Act) that will bind together the responsible authorities who work in partnership to deliver safer communities, as well as the partners across the criminal justice system. In Wales, these duties do not apply to functions devolved to the Welsh Government, although Commissioners and local partners should consider how their full range of functions and priorities can be aligned.

Though the two partnership duties are worded slightly differently, their intention is the same – to ensure that local leaders work together in the

public interest in order to maximise their collective impact. The **community safety duty**, specifies that a Commissioner must “in exercising its functions, have regard to the relevant priorities of each responsible authority”, referring to the authorities named in the Crime and Disorder Act 1998 and its amendments (Probation, Health, Local Authority, Police and Fire). It further specifies that the Commissioner and responsible authorities “must act in co-operation with each other” in exercising functions conferred by the 1998 Act. Commissioners will also have some specific powers in relation to community safety, which previously resided with the Home Secretary as they will be able to require a report from the responsible authorities on an issue of concern and to merge community safety partnerships with the consent of the authorities themselves. Regulations will also give Commissioners a new power to call the responsible authorities from the various community safety partnerships together to discuss issues affecting the whole police area.

The **criminal justice duty** states that the Commissioner and criminal justice bodies in that police area, “must make arrangements (so far as it is appropriate to do so) for the exercise of functions so as to provide an efficient and effective criminal justice system for the police area.” The criminal justice bodies included within this duty are those which currently comprise Local Criminal Justice Boards (Police, Prosecution, Courts, Youth Offending Teams, Prisons and Probation). This duty is framed in different terms to the community safety duty so that there can be no suggestion of Commissioners influencing decisions taken by criminal justice partners in individual cases – in particular, the independence of the judiciary and prosecutors is preserved.

The statutory duties are deliberately broad and flexible, to allow working arrangements to develop in a way that is most meaningful locally, and to leave room for innovation. Though their wording differs and there is overlap between the bodies named, the intention of both duties is the

same. They aim to ensure that the investment and prioritisation decisions taken by both Commissioners and their partners are made with a full understanding of the implications for partners on whom they are mutually dependent.

### Relationship with the public

Police and Crime Commissioners will be directly elected by the public and will be subject to a duty to consult with victims and the wider community, but will need to maximise their understanding of the needs of local people. The Government has signalled its interest in getting neighbourhoods engaged with their public services (for example through beat meetings) and how victims are treated is essential to maintaining public trust and being able to police effectively. This is why the Act requires Commissioners to consult with victims in setting policing priorities in their local area.

Other local service leaders in the public and voluntary sector will also have mature public engagement mechanisms and may be able to make a valuable contribution to helping Commissioners to engage with and understand community concerns. Community safety partners have a duty under the 1998 Crime and Disorder Act to engage with communities and have much experience in this area. Equally criminal justice agencies have done a great deal to amplify the voice of victims and communities. Public and voluntary sector leaders could also provide Commissioners with the means to engage with potentially marginalised groups, such as young people or black and minority ethnic communities.

## What can you do to prepare, locally?

Central Government has put in place a flexible framework for partnership working between Police and Crime Commissioners and their community safety and criminal justice partners. There are a range of actions that local leaders may wish to take to ensure that they are best prepared. Some of these are outlined within this note and include:

- Initiating early discussion amongst partners about the changes, seeking their views and agreeing how best to make it work
- Evaluating your partnership-working arrangements and the need and scope for simplification or clarification
- Considering current partnership priorities, and the potential involvement and interests of the Commissioner
- Marshalling the evidence base and value for money of your current programmes to support Commissioner investment decisions
- Understanding how the arrival of the Commissioner may affect your current programme and funding arrangements
- Discussing how you could support commissioning across partnerships and agencies, or across the police force area
- Considering how you can help Commissioners to understand the needs of local people, using existing engagement mechanisms.

## Where to go for further information

Sector leaders are providing support to implement these changes in a number of ways, as it is local leadership which matters most in making the reforms a reality. Nationally, the Home Office has established a PCC website which contains information on the key issues relating to this reform programme at

[www.homeoffice.gov.uk/police/police-crime-commissioners/](http://www.homeoffice.gov.uk/police/police-crime-commissioners/)

You can read the latest updates on transition work via regular bulletins at

[www.homeoffice.gov.uk/publications/police/police-crime-comms-bulletin/](http://www.homeoffice.gov.uk/publications/police/police-crime-comms-bulletin/)

You can also sign up for regular bulletins at the same address, or by emailing

[PCCPartnersEnquiries@homeoffice.gsi.gov.uk](mailto:PCCPartnersEnquiries@homeoffice.gsi.gov.uk)



# Annex – The role of the Police and Crime Commissioner

The Police and Crime Commissioner role will involve working with the public, the police and local partners to ensure effective policing, as well as contributing to national requirements.

Commissioners will provide strong local leadership on a range of priorities that extend beyond core policing to crime, justice and community safety. They will be part of a collective group of community

leaders who will need to collaborate in order to meet shared community outcomes and who will need to ensure that local resources are used effectively and efficiently in pursuit of those shared outcomes.

The scope of the PCC role is summarised in the table below:

<p><b>Setting the strategic direction and accountability for policing</b></p>	<p>Being accountable to the electorate.</p> <p>Setting strategic policing priorities.</p> <p>Holding the force to account through the Chief Constable, and consulting and involving the public.</p>
<p><b>Working with partners to prevent and tackle crime and re-offending</b></p>	<p>Ensuring that the police respond effectively to public concerns and threats to public safety.</p> <p>Promoting and enabling joined up working on community safety and criminal justice.</p> <p>Increasing public confidence in how crime is cut and policing delivered.</p>
<p><b>Invoking the voice of the public, the vulnerable and victims</b></p>	<p>Ensuring that public priorities are acted upon, victims are consulted and that the most vulnerable individuals are not overlooked.</p> <p>Complying with the General Equality Duty under the Equality Act.</p>
<p><b>Contributing to resourcing of policing response to regional and national threats</b></p>	<p>Ensuring an effective policing contribution alongside other partners to national arrangements to protect the public from other cross-boundary threats in line with the Strategic Policing Requirement.</p>
<p><b>Ensuring value for money</b></p>	<p>Responsible for the distribution of policing grants from central government and setting the precept raised through council tax.</p> <p>Responsible for setting the budget, including the police precept component of council tax, and deciding how it should be spent.</p> <p>Commissioning services from partners that will contribute to cutting crime.</p>

